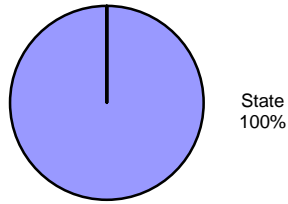


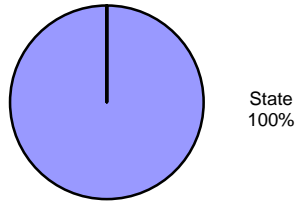
**Type of Sentence Imposed During 2004 by Sentencing Guideline Level [Snyder: N=234]**

**Level 5 - Type of Sentence Imposed [n=10]**



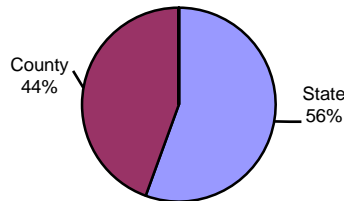
	<u>Number</u>	<u>Percent</u>
State	10	100.0%
County	0	0.0%
RIP	0	0.0%
Probation	0	0.0%
Other	0	0.0%
Total	10	100.0%

**Level 4 - Type of Sentence Imposed [n=7]**



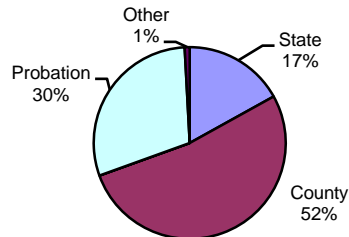
	<u>Number</u>	<u>Percent</u>
State	7	100.0%
County	0	0.0%
RIP	0	0.0%
Probation	0	0.0%
Other	0	0.0%
Total	7	100.0%

**Level 3 - Type of Sentence Imposed [n=27]**



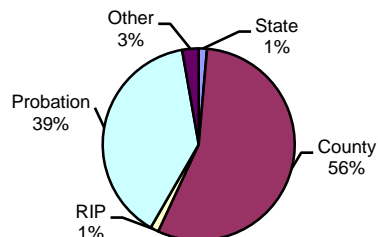
	<u>Number</u>	<u>Percent</u>
State	15	55.6%
County	12	44.4%
RIP	0	0.0%
Probation	0	0.0%
Other	0	0.0%
Total	27	100.0%

**Level 2 - Type of Sentence Imposed [n=118]**



	<u>Number</u>	<u>Percent</u>
State	20	16.9%
County	62	52.5%
RIP	0	0.0%
Probation	35	29.7%
Other	1	0.8%
Total	118	100.0%

**Level 1 - Type of Sentence Imposed [n=72]**



	<u>Number</u>	<u>Percent</u>
State	1	1.4%
County	40	55.6%
RIP	1	1.4%
Probation	28	38.9%
Other	2	2.8%
Total	72	100.0%

Note: These numbers reflect the offender's most serious offense for a judicial proceeding.