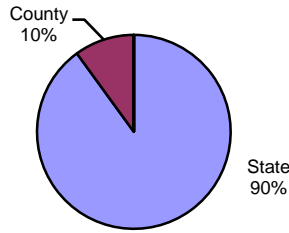


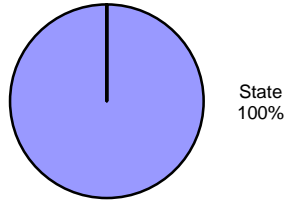
**Type of Sentence Imposed During 2004 by Sentencing Guideline Level [Somerset: N=338]**

**Level 5 - Type of Sentence Imposed [n=10]**



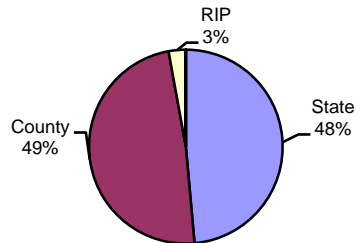
	<u>Number</u>	<u>Percent</u>
State	9	90.0%
County	1	10.0%
RIP	0	0.0%
Probation	0	0.0%
Other	0	0.0%
Total	10	100.0%

**Level 4 - Type of Sentence Imposed [n=9]**



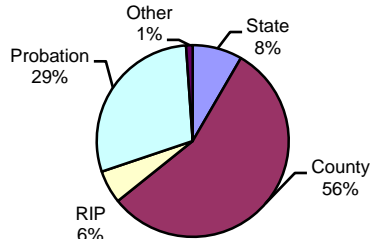
	<u>Number</u>	<u>Percent</u>
State	9	100.0%
County	0	0.0%
RIP	0	0.0%
Probation	0	0.0%
Other	0	0.0%
Total	9	100.0%

**Level 3 - Type of Sentence Imposed [n=35]**



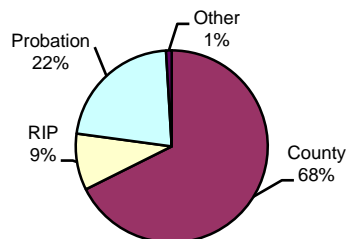
	<u>Number</u>	<u>Percent</u>
State	17	48.6%
County	17	48.6%
RIP	1	2.9%
Probation	0	0.0%
Other	0	0.0%
Total	35	100.0%

**Level 2 - Type of Sentence Imposed [n=179]**



	<u>Number</u>	<u>Percent</u>
State	15	8.4%
County	100	55.9%
RIP	10	5.6%
Probation	52	29.1%
Other	2	1.1%
Total	179	100.0%

**Level 1 - Type of Sentence Imposed [n=105]**



	<u>Number</u>	<u>Percent</u>
State	0	0.0%
County	71	67.6%
RIP	10	9.5%
Probation	23	21.9%
Other	1	1.0%
Total	105	100.0%

Note: These numbers reflect the offender's most serious offense for a judicial proceeding.