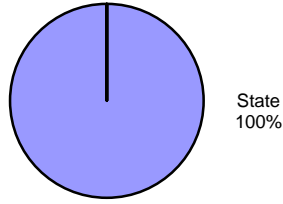


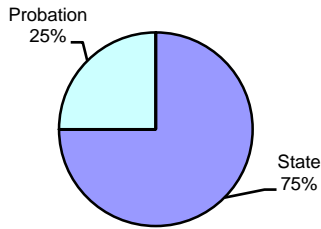
**Type of Sentence Imposed During 2004 by Sentencing Guideline Level [Susquehanna: N=147]**

**Level 5 - Type of Sentence Imposed [n=3]**



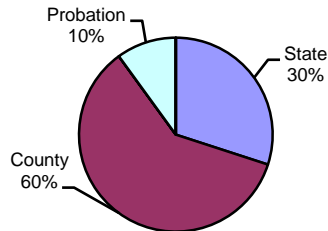
	<u>Number</u>	<u>Percent</u>
State	3	100.0%
County	0	0.0%
RIP	0	0.0%
Probation	0	0.0%
Other	0	0.0%
Total	3	100.0%

**Level 4 - Type of Sentence Imposed [n=4]**



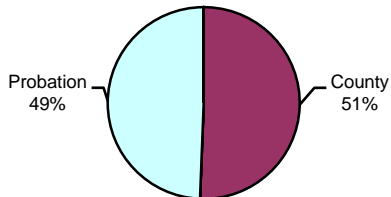
	<u>Number</u>	<u>Percent</u>
State	3	75.0%
County	0	0.0%
RIP	0	0.0%
Probation	1	25.0%
Other	0	0.0%
Total	4	100.0%

**Level 3 - Type of Sentence Imposed [n=10]**



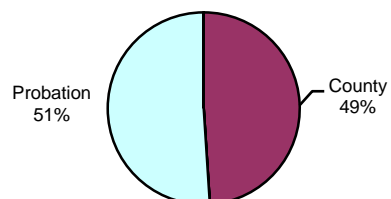
	<u>Number</u>	<u>Percent</u>
State	3	30.0%
County	6	60.0%
RIP	0	0.0%
Probation	1	10.0%
Other	0	0.0%
Total	10	100.0%

**Level 2 - Type of Sentence Imposed [n=81]**



	<u>Number</u>	<u>Percent</u>
State	0	0.0%
County	41	50.6%
RIP	0	0.0%
Probation	40	49.4%
Other	0	0.0%
Total	81	100.0%

**Level 1 - Type of Sentence Imposed [n=49]**



	<u>Number</u>	<u>Percent</u>
State	0	0.0%
County	24	49.0%
RIP	0	0.0%
Probation	25	51.0%
Other	0	0.0%
Total	49	100.0%

Note: These numbers reflect the offender's most serious offense for a judicial proceeding.