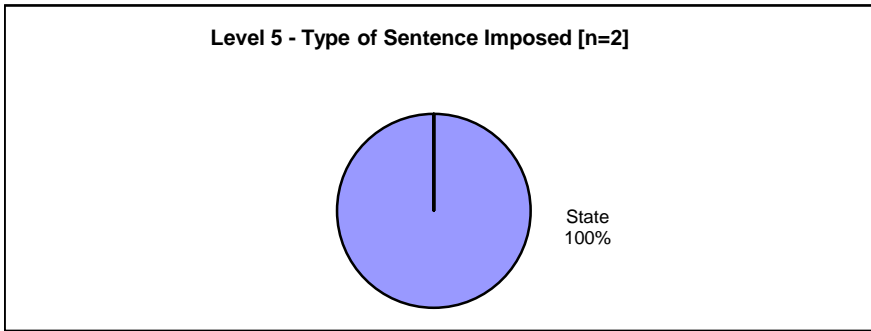
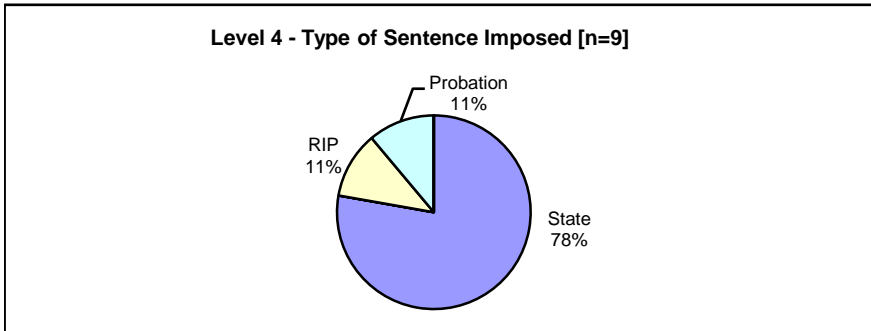


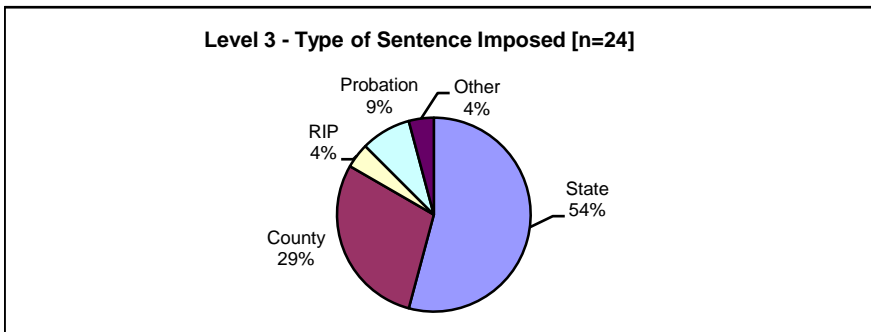
Type of Sentence Imposed During 2004 by Sentencing Guideline Level [Tioga: N=142]



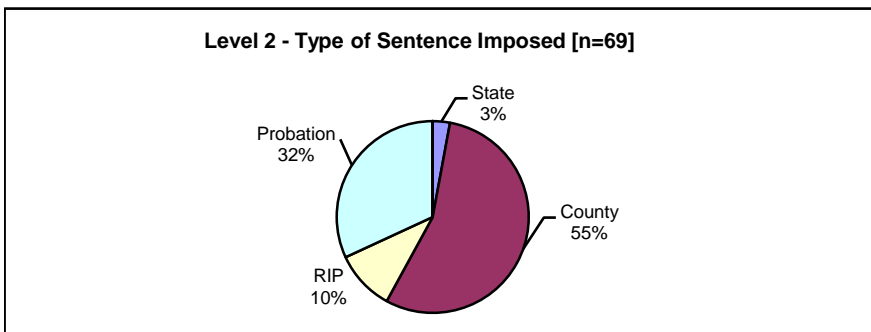
	<u>Number</u>	<u>Percent</u>
State	2	100.0%
County	0	0.0%
RIP	0	0.0%
Probation	0	0.0%
Other	0	0.0%
Total	2	100.0%



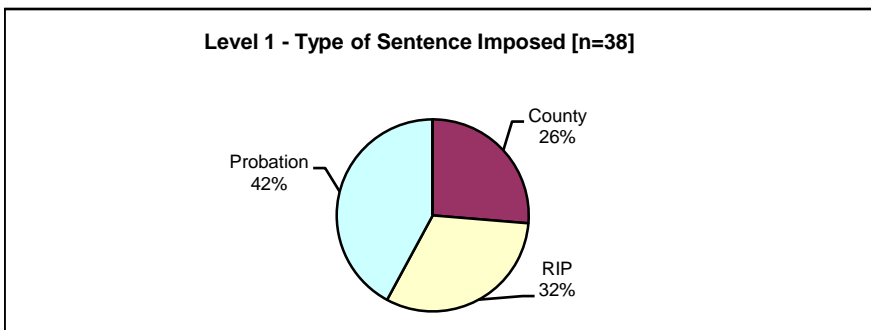
	<u>Number</u>	<u>Percent</u>
State	7	77.8%
County	0	0.0%
RIP	1	11.1%
Probation	1	11.1%
Other	0	0.0%
Total	9	100.0%



	<u>Number</u>	<u>Percent</u>
State	13	54.2%
County	7	29.2%
RIP	1	4.2%
Probation	2	8.3%
Other	1	4.2%
Total	24	100.0%



	<u>Number</u>	<u>Percent</u>
State	2	2.9%
County	38	55.1%
RIP	7	10.1%
Probation	22	31.9%
Other	0	0.0%
Total	69	100.0%



	<u>Number</u>	<u>Percent</u>
State	0	0.0%
County	10	26.3%
RIP	12	31.6%
Probation	16	42.1%
Other	0	0.0%
Total	38	100.0%

Note: These numbers reflect the offender's most serious offense for a judicial proceeding.