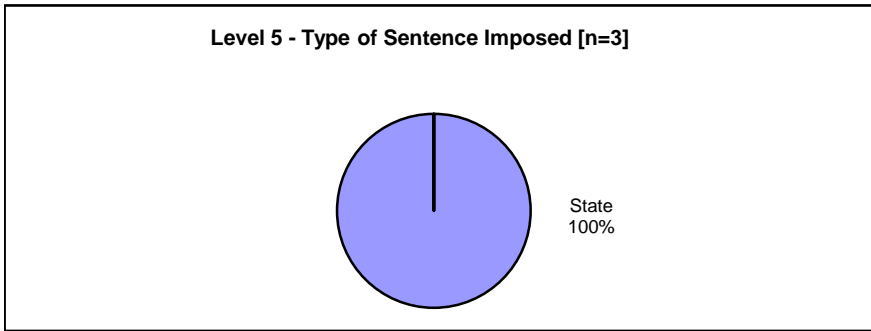
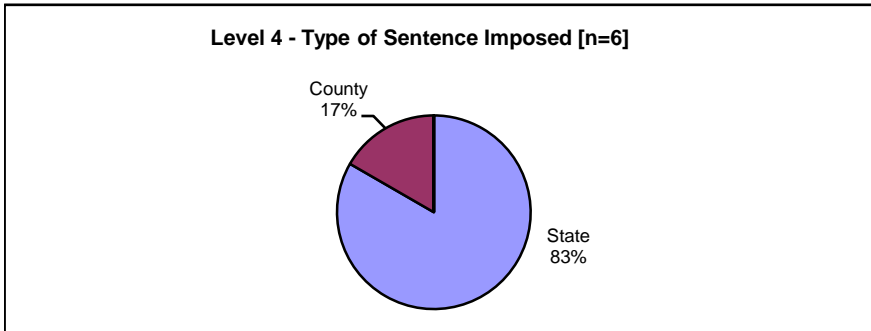


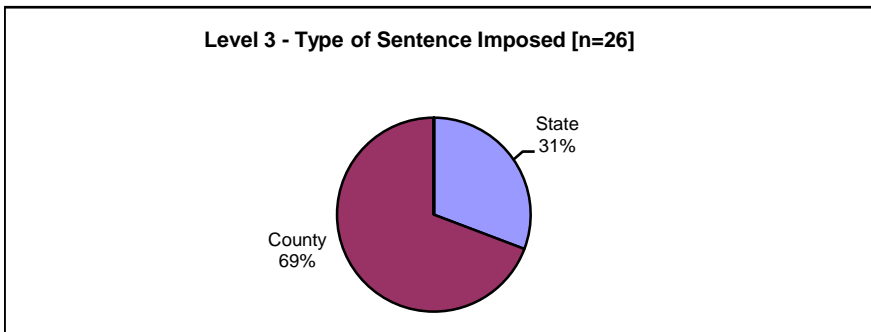
Type of Sentence Imposed During 2004 by Sentencing Guideline Level [Union: N=191]



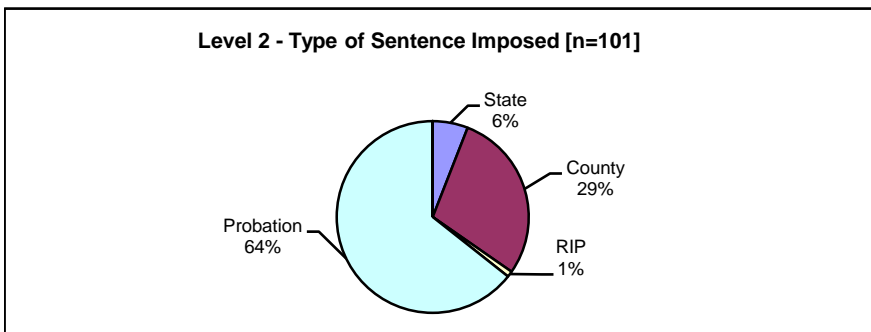
	<u>Number</u>	<u>Percent</u>
State	3	100.0%
County	0	0.0%
RIP	0	0.0%
Probation	0	0.0%
Other	0	0.0%
Total	3	100.0%



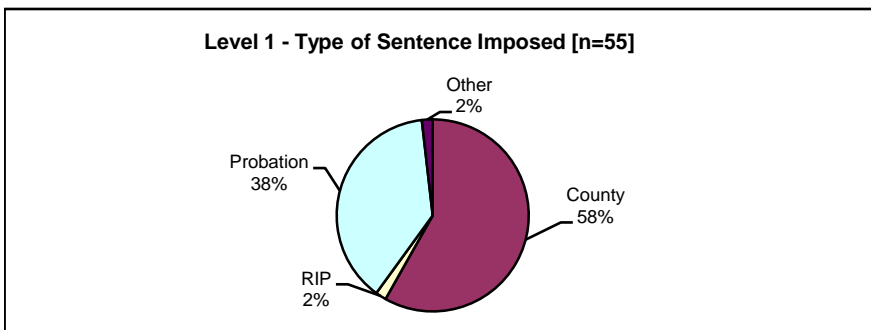
	<u>Number</u>	<u>Percent</u>
State	5	83.3%
County	1	16.7%
RIP	0	0.0%
Probation	0	0.0%
Other	0	0.0%
Total	6	100.0%



	<u>Number</u>	<u>Percent</u>
State	8	30.8%
County	18	69.2%
RIP	0	0.0%
Probation	0	0.0%
Other	0	0.0%
Total	26	100.0%



	<u>Number</u>	<u>Percent</u>
State	6	5.9%
County	29	28.7%
RIP	1	1.0%
Probation	65	64.4%
Other	0	0.0%
Total	101	100.0%



	<u>Number</u>	<u>Percent</u>
State	0	0.0%
County	32	58.2%
RIP	1	1.8%
Probation	21	38.2%
Other	1	1.8%
Total	55	100.0%

Note: These numbers reflect the offender's most serious offense for a judicial proceeding.