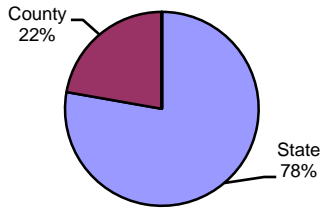


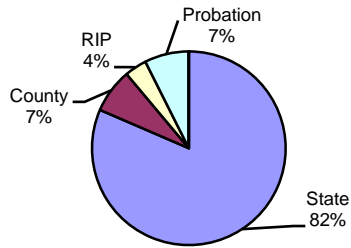
Type of Sentence Imposed During 2004 by Sentencing Guideline Level [Venango: N=464]

Level 5 - Type of Sentence Imposed [n=9]



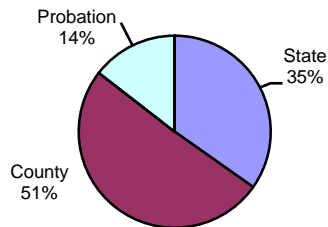
	<u>Number</u>	<u>Percent</u>
State	7	77.8%
County	2	22.2%
RIP	0	0.0%
Probation	0	0.0%
Other	0	0.0%
Total	9	100.0%

Level 4 - Type of Sentence Imposed [n=27]



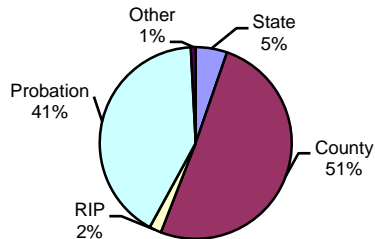
	<u>Number</u>	<u>Percent</u>
State	22	81.5%
County	2	7.4%
RIP	1	3.7%
Probation	2	7.4%
Other	0	0.0%
Total	27	100.0%

Level 3 - Type of Sentence Imposed [n=69]



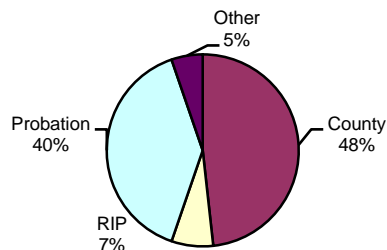
	<u>Number</u>	<u>Percent</u>
State	24	34.8%
County	35	50.7%
RIP	0	0.0%
Probation	10	14.5%
Other	0	0.0%
Total	69	100.0%

Level 2 - Type of Sentence Imposed [n=245]



	<u>Number</u>	<u>Percent</u>
State	13	5.3%
County	124	50.6%
RIP	5	2.0%
Probation	101	41.2%
Other	2	0.8%
Total	245	100.0%

Level 1 - Type of Sentence Imposed [n=114]



	<u>Number</u>	<u>Percent</u>
State	0	0.0%
County	55	48.2%
RIP	8	7.0%
Probation	45	39.5%
Other	6	5.3%
Total	114	100.0%

Note: These numbers reflect the offender's most serious offense for a judicial proceeding.