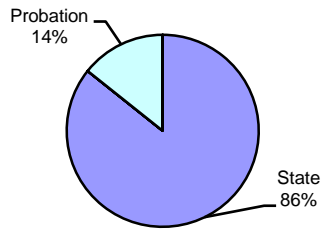


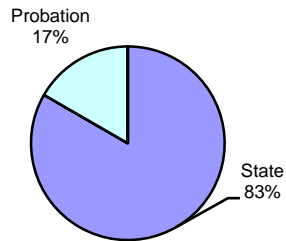
Type of Sentence Imposed During 2004 by Sentencing Guideline Level [Warren: N=253]

Level 5 - Type of Sentence Imposed [n=7]



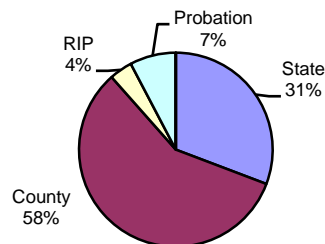
	<u>Number</u>	<u>Percent</u>
State	6	85.7%
County	0	0.0%
RIP	0	0.0%
Probation	1	14.3%
Other	0	0.0%
Total	7	100.0%

Level 4 - Type of Sentence Imposed [n=6]



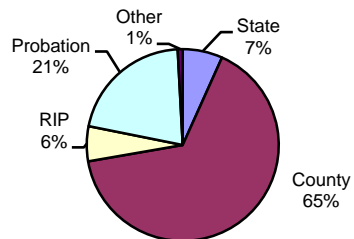
	<u>Number</u>	<u>Percent</u>
State	5	83.3%
County	0	0.0%
RIP	0	0.0%
Probation	1	16.7%
Other	0	0.0%
Total	6	100.0%

Level 3 - Type of Sentence Imposed [n=26]



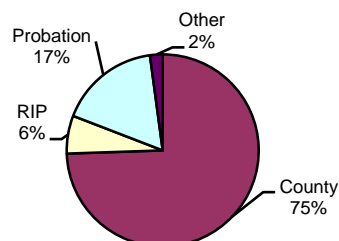
	<u>Number</u>	<u>Percent</u>
State	8	30.8%
County	15	57.7%
RIP	1	3.8%
Probation	2	7.7%
Other	0	0.0%
Total	26	100.0%

Level 2 - Type of Sentence Imposed [n=119]



	<u>Number</u>	<u>Percent</u>
State	8	6.7%
County	78	65.5%
RIP	7	5.9%
Probation	25	21.0%
Other	1	0.8%
Total	119	100.0%

Level 1 - Type of Sentence Imposed [n=94]



	<u>Number</u>	<u>Percent</u>
State	0	0.0%
County	70	74.5%
RIP	6	6.4%
Probation	16	17.0%
Other	2	2.1%
Total	94	100.0%
Missing	1	
	95	

Note: These numbers reflect the offender's most serious offense for a judicial proceeding.