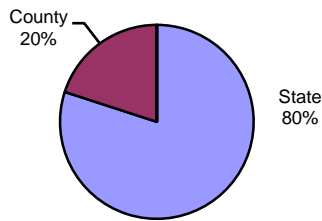


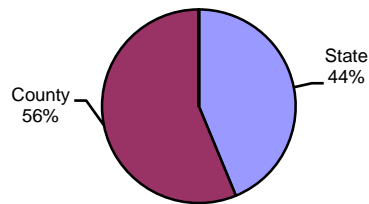
**Type of Sentence Imposed During 2004 by Sentencing Guideline Level [Washington: N=855]**

**Level 5 - Type of Sentence Imposed [n=25]**



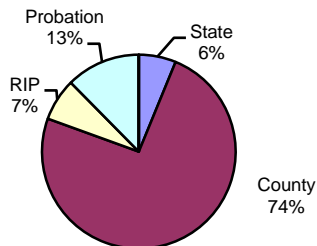
	<u>Number</u>	<u>Percent</u>
State	20	80.0%
County	5	20.0%
RIP	0	0.0%
Probation	0	0.0%
Other	0	0.0%
Total	25	100.0%

**Level 4 - Type of Sentence Imposed [n=16]**



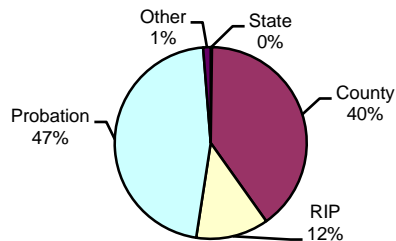
	<u>Number</u>	<u>Percent</u>
State	7	43.8%
County	9	56.3%
RIP	0	0.0%
Probation	0	0.0%
Other	0	0.0%
Total	16	100.0%

**Level 3 - Type of Sentence Imposed [n=113]**



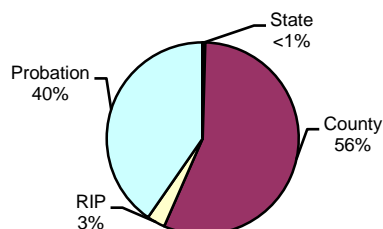
	<u>Number</u>	<u>Percent</u>
State	7	6.2%
County	84	74.3%
RIP	8	7.1%
Probation	14	12.4%
Other	0	0.0%
Total	113	100.0%

**Level 2 - Type of Sentence Imposed [n=473]**



	<u>Number</u>	<u>Percent</u>
State	1	0.2%
County	189	40.0%
RIP	58	12.3%
Probation	219	46.3%
Other	6	1.3%
Total	473	100.0%

**Level 1 - Type of Sentence Imposed [n=228]**



	<u>Number</u>	<u>Percent</u>
State	1	0.4%
County	128	56.1%
RIP	7	3.1%
Probation	92	40.4%
Other	0	0.0%
Total	228	100.0%

Note: These numbers reflect the offender's most serious offense for a judicial proceeding.