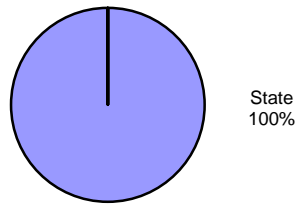


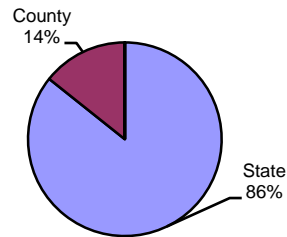
Type of Sentence Imposed During 2004 by Sentencing Guideline Level [Wayne: N=208]

Level 5 - Type of Sentence Imposed [n=6]



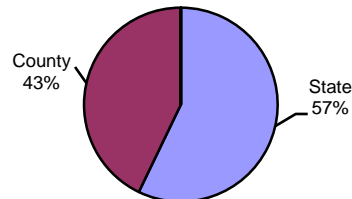
	<u>Number</u>	<u>Percent</u>
State	6	100.0%
County	0	0.0%
RIP	0	0.0%
Probation	0	0.0%
Other	0	0.0%
Total	6	100.0%

Level 4 - Type of Sentence Imposed [n=7]



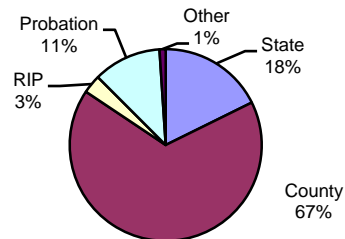
	<u>Number</u>	<u>Percent</u>
State	6	85.7%
County	1	14.3%
RIP	0	0.0%
Probation	0	0.0%
Other	0	0.0%
Total	7	100.0%

Level 3 - Type of Sentence Imposed [n=28]



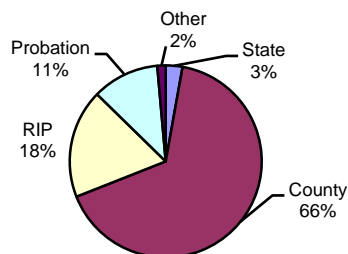
	<u>Number</u>	<u>Percent</u>
State	16	57.1%
County	12	42.9%
RIP	0	0.0%
Probation	0	0.0%
Other	0	0.0%
Total	28	100.0%

Level 2 - Type of Sentence Imposed [n=96]



	<u>Number</u>	<u>Percent</u>
State	17	17.7%
County	64	66.7%
RIP	3	3.1%
Probation	11	11.5%
Other	1	1.0%
Total	96	100.0%

Level 1 - Type of Sentence Imposed [n=71]



	<u>Number</u>	<u>Percent</u>
State	2	2.8%
County	47	66.2%
RIP	13	18.3%
Probation	8	11.3%
Other	1	1.4%
Total	71	100.0%

Note: These numbers reflect the offender's most serious offense for a judicial proceeding.