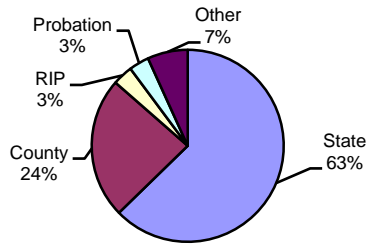


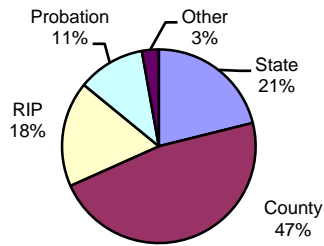
Type of Sentence Imposed During 2004 by Sentencing Guideline Level [Westmoreland: N=1,816]

Level 5 - Type of Sentence Imposed [n=59]



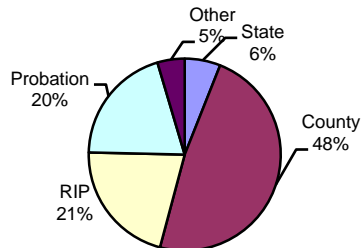
	<u>Number</u>	<u>Percent</u>
State	37	62.7%
County	14	23.7%
RIP	2	3.4%
Probation	2	3.4%
Other	4	6.8%
Total	59	100.0%

Level 4 - Type of Sentence Imposed [n=142]



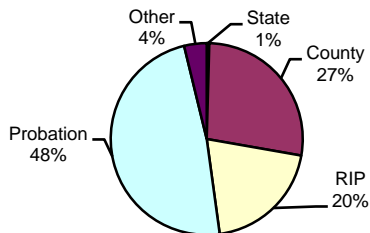
	<u>Number</u>	<u>Percent</u>
State	30	21.1%
County	67	47.2%
RIP	25	17.6%
Probation	16	11.3%
Other	4	2.8%
Total	142	100.0%

Level 3 - Type of Sentence Imposed [n=349]



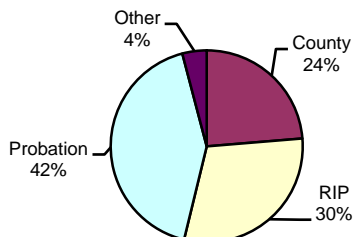
	<u>Number</u>	<u>Percent</u>
State	21	6.0%
County	168	48.1%
RIP	74	21.2%
Probation	70	20.1%
Other	16	4.6%
Total	349	100.0%

Level 2 - Type of Sentence Imposed [n=922]



	<u>Number</u>	<u>Percent</u>
State	4	0.4%
County	252	27.3%
RIP	185	20.1%
Probation	446	48.4%
Other	35	3.8%
Total	922	100.0%
Missing	2	
	924	

Level 1 - Type of Sentence Imposed [n=342]



	<u>Number</u>	<u>Percent</u>
State	0	0.0%
County	81	23.7%
RIP	103	30.1%
Probation	144	42.1%
Other	14	4.1%
Total	342	100.0%

Note: These numbers reflect the offender's most serious offense for a judicial proceeding.