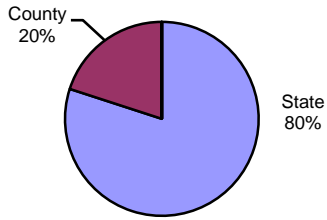


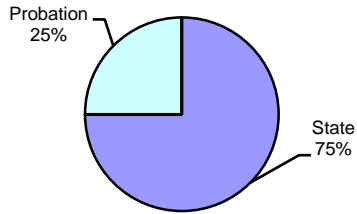
**Type of Sentence Imposed During 2004 by Sentencing Guideline Level [Wyoming: N=195]**

**Level 5 - Type of Sentence Imposed [n=5]**



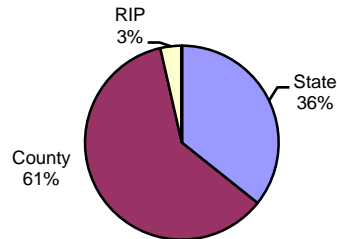
	<u>Number</u>	<u>Percent</u>
State	4	80.0%
County	1	20.0%
RIP	0	0.0%
Probation	0	0.0%
Other	0	0.0%
Total	5	100.0%

**Level 4 - Type of Sentence Imposed [n=4]**



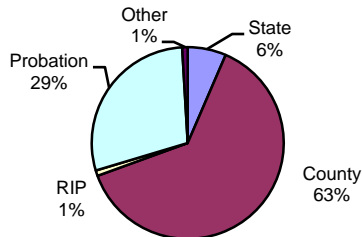
	<u>Number</u>	<u>Percent</u>
State	3	75.0%
County	0	0.0%
RIP	0	0.0%
Probation	1	25.0%
Other	0	0.0%
Total	4	100.0%

**Level 3 - Type of Sentence Imposed [n=28]**



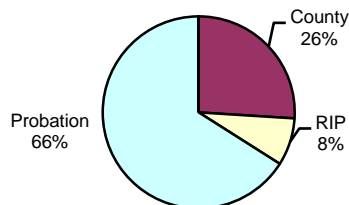
	<u>Number</u>	<u>Percent</u>
State	10	35.7%
County	17	60.7%
RIP	1	3.6%
Probation	0	0.0%
Other	0	0.0%
Total	28	100.0%

**Level 2 - Type of Sentence Imposed [n=108]**



	<u>Number</u>	<u>Percent</u>
State	7	6.5%
County	68	63.0%
RIP	1	0.9%
Probation	31	28.7%
Other	1	0.9%
Total	108	100.0%

**Level 1 - Type of Sentence Imposed [n=50]**



	<u>Number</u>	<u>Percent</u>
State	0	0.0%
County	13	26.0%
RIP	4	8.0%
Probation	33	66.0%
Other	0	0.0%
Total	50	100.0%

Note: These numbers reflect the offender's most serious offense for a judicial proceeding.