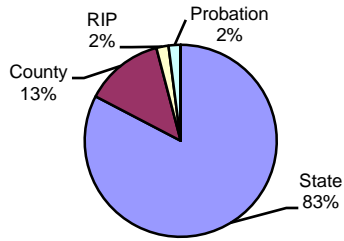


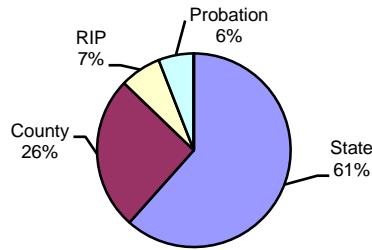
Type of Sentence Imposed During 2004 by Sentencing Guideline Level [York: N=2,548]

Level 5 - Type of Sentence Imposed [n=98]



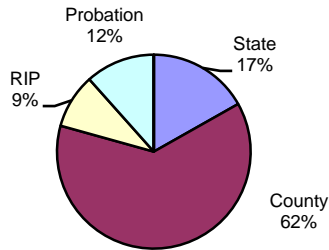
	<u>Number</u>	<u>Percent</u>
State	81	82.7%
County	13	13.3%
RIP	2	2.0%
Probation	2	2.0%
Other	0	0.0%
Total	98	100.0%

Level 4 - Type of Sentence Imposed [n=203]



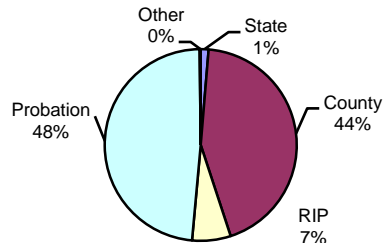
	<u>Number</u>	<u>Percent</u>
State	125	61.6%
County	52	25.6%
RIP	14	6.9%
Probation	12	5.9%
Other	0	0.0%
Total	203	100.0%

Level 3 - Type of Sentence Imposed [n=440]



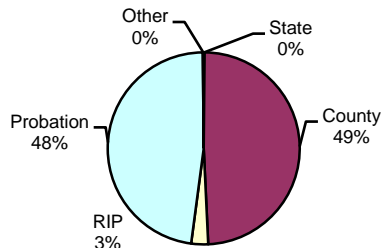
	<u>Number</u>	<u>Percent</u>
State	74	16.8%
County	275	62.5%
RIP	40	9.1%
Probation	51	11.6%
Other	0	0.0%
Total	440	100.0%

Level 2 - Type of Sentence Imposed [n=1,137]



	<u>Number</u>	<u>Percent</u>
State	15	1.3%
County	496	43.6%
RIP	74	6.5%
Probation	550	48.4%
Other	2	0.2%
Total	1137	100.0%
Missing	1	
	1138	

Level 1 - Type of Sentence Imposed [n=668]



	<u>Number</u>	<u>Percent</u>
State	1	0.1%
County	328	49.1%
RIP	19	2.8%
Probation	319	47.8%
Other	1	0.1%
Total	668	100.0%
Missing	1	
	669	

Note: These numbers reflect the offender's most serious offense for a judicial proceeding.