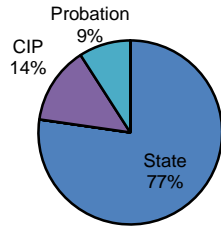


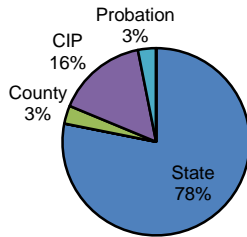
Type of Sentence Imposed During 2007 by Sentencing Guideline Level [Adams: N=530]

Level 5 - Type of Sentence Imposed [n=22]



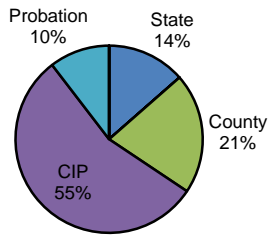
	<u>Number</u>	<u>Percent</u>
State	17	77.3%
SIP	0	0.0%
County	0	0.0%
CIP	3	13.6%
Probation	2	9.1%
Other	0	0.0%
Total	22	100.0%

Level 4 - Type of Sentence Imposed [n=32]



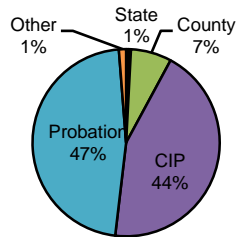
	<u>Number</u>	<u>Percent</u>
State	25	78.1%
SIP	0	0.0%
County	1	3.1%
CIP	5	15.6%
Probation	1	3.1%
Other	0	0.0%
Total	32	100.0%

Level 3 - Type of Sentence Imposed [n=96]



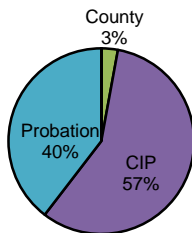
	<u>Number</u>	<u>Percent</u>
State	13	13.5%
SIP	0	0.0%
County	20	20.8%
CIP	53	55.2%
Probation	10	10.4%
Other	0	0.0%
Total	96	100.0%

Level 2 - Type of Sentence Imposed [n=241]



	<u>Number</u>	<u>Percent</u>
State	1	0.4%
SIP	1	0.4%
County	17	7.1%
CIP	106	44.0%
Probation	113	46.9%
Other	3	1.2%
Total	241	100.0%

Level 1 - Type of Sentence Imposed [n=139]



	<u>Number</u>	<u>Percent</u>
State	0	0.0%
SIP	0	0.0%
County	4	2.9%
CIP	80	57.6%
Probation	55	39.6%
Other	0	0.0%
Total	139	100.0%

Note: These numbers reflect the offender's most serious offense for a criminal incident.