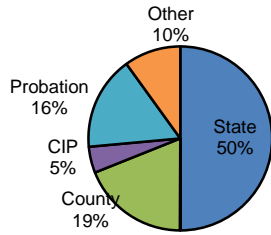


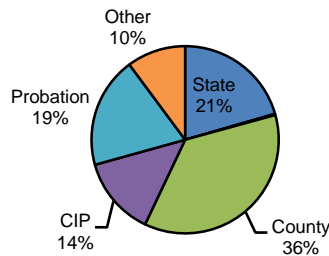
Type of Sentence Imposed During 2007 by Sentencing Guideline Level [Allegheny: N=9664]

Level 5 - Type of Sentence Imposed [n=673]



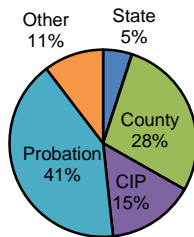
	<u>Number</u>	<u>Percent</u>
State	336	49.9%
SIP	1	0.1%
County	127	18.9%
CIP	31	4.6%
Probation	111	16.5%
Other	67	10.0%
Total	673	100.0%

Level 4 - Type of Sentence Imposed [n=945]



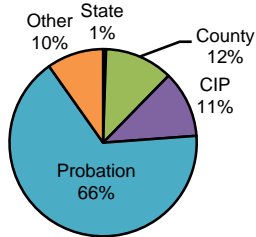
	<u>Number</u>	<u>Percent</u>
State	194	20.5%
SIP	2	0.2%
County	343	36.3%
CIP	129	13.7%
Probation	181	19.2%
Other	96	10.2%
Total	945	100.0%

Level 3 - Type of Sentence Imposed [n=2267]



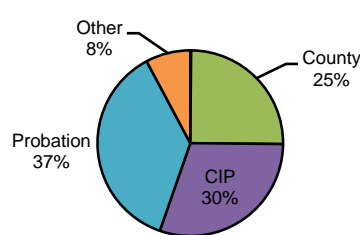
	<u>Number</u>	<u>Percent</u>
State	113	5.0%
SIP	1	0.0%
County	639	28.2%
CIP	342	15.1%
Probation	937	41.3%
Other	235	10.4%
Total	2267	100.0%

Level 2 - Type of Sentence Imposed [n=4483]



	<u>Number</u>	<u>Percent</u>
State	23	0.5%
SIP	0	0.0%
County	529	11.8%
CIP	516	11.5%
Probation	2976	66.4%
Other	439	9.8%
Total	4483	100.0%

Level 1 - Type of Sentence Imposed [n=1296]



	<u>Number</u>	<u>Percent</u>
State	2	0.2%
SIP	0	0.0%
County	324	25.0%
CIP	391	30.2%
Probation	478	36.9%
Other	101	7.8%
Total	1296	100.0%

Note: These numbers reflect the offender's most serious offense for a criminal incident.