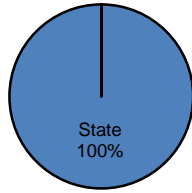


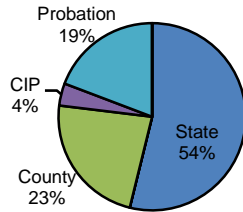
Type of Sentence Imposed During 2007 by Sentencing Guideline Level [Armstrong: N=532]

Level 5 - Type of Sentence Imposed [n=5]



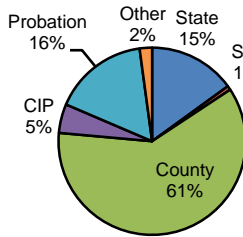
	<u>Number</u>	<u>Percent</u>
State	5	100.0%
SIP	0	0.0%
County	0	0.0%
CIP	0	0.0%
Probation	0	0.0%
Other	0	0.0%
Total	5	100.0%

Level 4 - Type of Sentence Imposed [n=26]



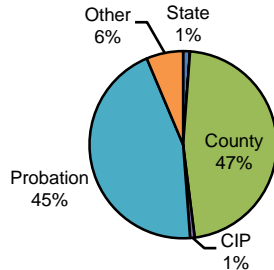
	<u>Number</u>	<u>Percent</u>
State	14	53.8%
SIP	0	0.0%
County	6	23.1%
CIP	1	3.8%
Probation	5	19.2%
Other	0	0.0%
Total	26	100.0%

Level 3 - Type of Sentence Imposed [n=140]



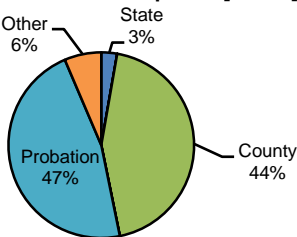
	<u>Number</u>	<u>Percent</u>
State	21	15.0%
SIP	1	0.7%
County	85	60.7%
CIP	7	5.0%
Probation	23	16.4%
Other	3	2.1%
Total	140	100.0%

Level 2 - Type of Sentence Imposed [n=252]



	<u>Number</u>	<u>Percent</u>
State	3	1.2%
SIP	0	0.0%
County	118	46.8%
CIP	2	0.8%
Probation	113	44.8%
Other	16	6.3%
Total	252	100.0%

Level 1 - Type of Sentence Imposed [n=109]



	<u>Number</u>	<u>Percent</u>
State	3	2.8%
SIP	0	0.0%
County	48	44.0%
CIP	0	0.0%
Probation	51	46.8%
Other	7	6.4%
Total	109	100.0%

Note: These numbers reflect the offender's most serious offense for a criminal incident.