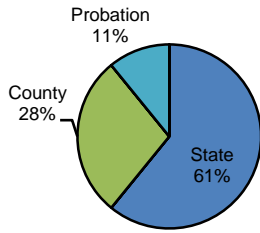


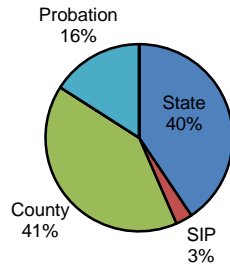
Type of Sentence Imposed During 2007 by Sentencing Guideline Level [Beaver: N=1460]

Level 5 - Type of Sentence Imposed [n=46]



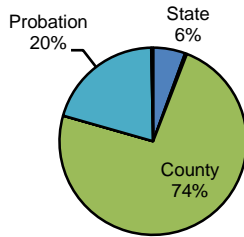
	<u>Number</u>	<u>Percent</u>
State	28	60.9%
SIP	0	0.0%
County	13	28.3%
CIP	0	0.0%
Probation	5	10.9%
Other	0	0.0%
Total	46	100.0%

Level 4 - Type of Sentence Imposed [n=69]



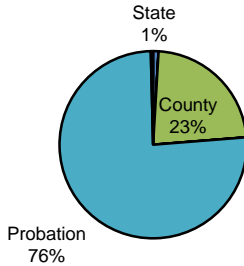
	<u>Number</u>	<u>Percent</u>
State	28	40.6%
SIP	2	2.9%
County	28	40.6%
CIP	0	0.0%
Probation	11	15.9%
Other	0	0.0%
Total	69	100.0%

Level 3 - Type of Sentence Imposed [n=306]



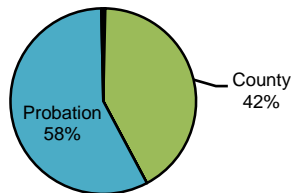
	<u>Number</u>	<u>Percent</u>
State	17	5.6%
SIP	1	0.3%
County	225	73.5%
CIP	0	0.0%
Probation	62	20.3%
Other	1	0.3%
Total	306	100.0%

Level 2 - Type of Sentence Imposed [n=750]



	<u>Number</u>	<u>Percent</u>
State	7	0.9%
SIP	0	0.0%
County	171	22.8%
CIP	0	0.0%
Probation	569	75.9%
Other	3	0.4%
Total	750	100.0%

Level 1 - Type of Sentence Imposed [n=289]



	<u>Number</u>	<u>Percent</u>
State	1	0.3%
SIP	0	0.0%
County	121	41.9%
CIP	0	0.0%
Probation	166	57.4%
Other	1	0.3%
Total	289	100.0%

Note: These numbers reflect the offender's most serious offense for a criminal incident.