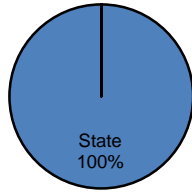


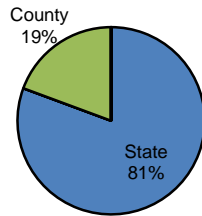
**Type of Sentence Imposed During 2007 by Sentencing Guideline Level [Bedford: N=452]**

**Level 5 - Type of Sentence Imposed [n=11]**



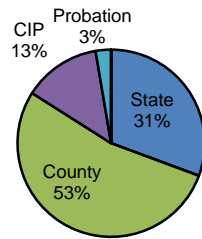
	<u>Number</u>	<u>Percent</u>
State	11	100.0%
SIP	0	0.0%
County	0	0.0%
CIP	0	0.0%
Probation	0	0.0%
Other	0	0.0%
Total	11	100.0%

**Level 4 - Type of Sentence Imposed [n=31]**



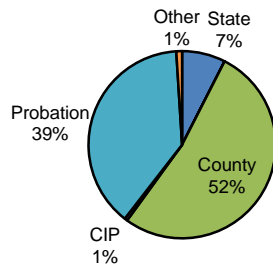
	<u>Number</u>	<u>Percent</u>
State	25	80.6%
SIP	0	0.0%
County	6	19.4%
CIP	0	0.0%
Probation	0	0.0%
Other	0	0.0%
Total	31	100.0%

**Level 3 - Type of Sentence Imposed [n=75]**



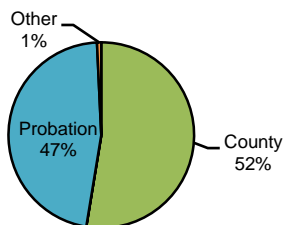
	<u>Number</u>	<u>Percent</u>
State	23	30.7%
SIP	0	0.0%
County	40	53.3%
CIP	10	13.3%
Probation	2	2.7%
Other	0	0.0%
Total	75	100.0%

**Level 2 - Type of Sentence Imposed [n=200]**



	<u>Number</u>	<u>Percent</u>
State	15	7.5%
SIP	0	0.0%
County	105	52.5%
CIP	1	0.5%
Probation	77	38.5%
Other	2	1.0%
Total	200	100.0%

**Level 1 - Type of Sentence Imposed [n=135]**



	<u>Number</u>	<u>Percent</u>
State	0	0.0%
SIP	0	0.0%
County	71	52.6%
CIP	0	0.0%
Probation	63	46.7%
Other	1	0.7%
Total	135	100.0%

Note: These numbers reflect the offender's most serious offense for a criminal incident.