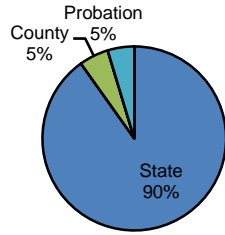


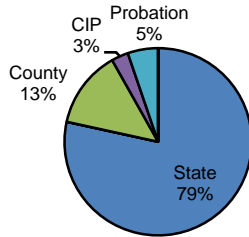
Type of Sentence Imposed During 2007 by Sentencing Guideline Level [Berks: N=4085]

Level 5 - Type of Sentence Imposed [n=193]



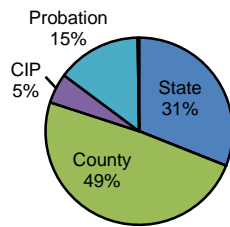
	<u>Number</u>	<u>Percent</u>
State	174	90.2%
SIP	0	0.0%
County	10	5.2%
CIP	0	0.0%
Probation	9	4.7%
Other	0	0.0%
Total	193	100.0%

Level 4 - Type of Sentence Imposed [n=343]



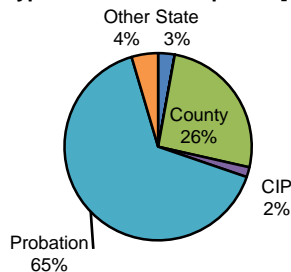
	<u>Number</u>	<u>Percent</u>
State	269	78.4%
SIP	0	0.0%
County	46	13.4%
CIP	10	2.9%
Probation	18	5.2%
Other	0	0.0%
Total	343	100.0%

Level 3 - Type of Sentence Imposed [n=790]



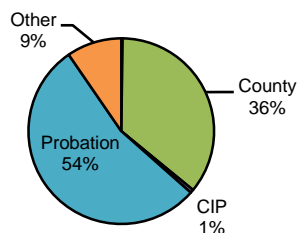
	<u>Number</u>	<u>Percent</u>
State	245	31.0%
SIP	0	0.0%
County	387	49.0%
CIP	41	5.2%
Probation	115	14.6%
Other	2	0.3%
Total	790	100.0%

Level 2 - Type of Sentence Imposed [n=1924]



	<u>Number</u>	<u>Percent</u>
State	55	2.9%
SIP	0	0.0%
County	494	25.7%
CIP	33	1.7%
Probation	1254	65.2%
Other	88	4.6%
Total	1924	100.0%

Level 1 - Type of Sentence Imposed [n=835]



	<u>Number</u>	<u>Percent</u>
State	2	0.2%
SIP	0	0.0%
County	298	35.7%
CIP	5	0.6%
Probation	450	53.9%
Other	80	9.6%
Total	835	100.0%

Note: These numbers reflect the offender's most serious offense for a criminal incident.