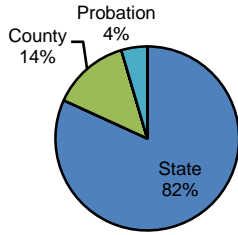


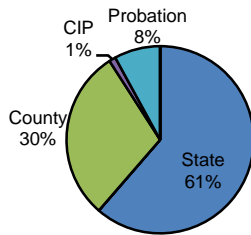
**Type of Sentence Imposed During 2007 by Sentencing Guideline Level [Blair: N=1075]**

**Level 5 - Type of Sentence Imposed [n=22]**



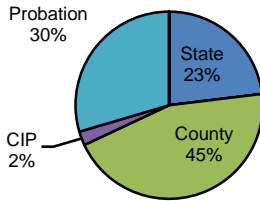
	<u>Number</u>	<u>Percent</u>
State	18	81.8%
SIP	0	0.0%
County	3	13.6%
CIP	0	0.0%
Probation	1	4.5%
Other	0	0.0%
Total	22	100.0%

**Level 4 - Type of Sentence Imposed [n=88]**



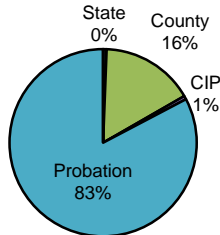
	<u>Number</u>	<u>Percent</u>
State	54	61.4%
SIP	0	0.0%
County	26	29.5%
CIP	1	1.1%
Probation	7	8.0%
Other	0	0.0%
Total	88	100.0%

**Level 3 - Type of Sentence Imposed [n=247]**



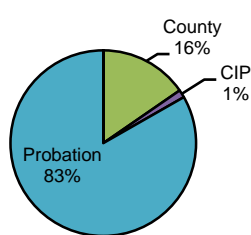
	<u>Number</u>	<u>Percent</u>
State	57	23.1%
SIP	0	0.0%
County	111	44.9%
CIP	6	2.4%
Probation	73	29.6%
Other	0	0.0%
Total	247	100.0%

**Level 2 - Type of Sentence Imposed [n=497]**



	<u>Number</u>	<u>Percent</u>
State	3	0.6%
SIP	0	0.0%
County	80	16.1%
CIP	3	0.6%
Probation	411	82.7%
Other	0	0.0%
Total	497	100.0%

**Level 1 - Type of Sentence Imposed [n=221]**



	<u>Number</u>	<u>Percent</u>
State	0	0.0%
SIP	0	0.0%
County	34	15.4%
CIP	3	1.4%
Probation	184	83.3%
Other	0	0.0%
Total	221	100.0%

Note: These numbers reflect the offender's most serious offense for a criminal incident.