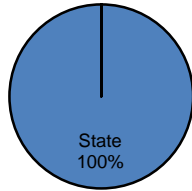


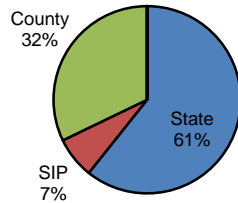
Type of Sentence Imposed During 2007 by Sentencing Guideline Level [Bradford: N=377]

Level 5 - Type of Sentence Imposed [n=2]



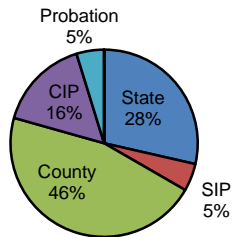
	<u>Number</u>	<u>Percent</u>
State	2	100.0%
SIP	0	0.0%
County	0	0.0%
CIP	0	0.0%
Probation	0	0.0%
Other	0	0.0%
Total	2	100.0%

Level 4 - Type of Sentence Imposed [n=28]



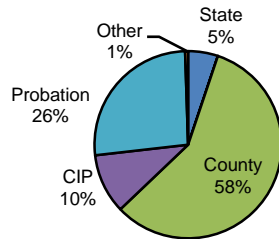
	<u>Number</u>	<u>Percent</u>
State	17	60.7%
SIP	2	7.1%
County	9	32.1%
CIP	0	0.0%
Probation	0	0.0%
Other	0	0.0%
Total	28	100.0%

Level 3 - Type of Sentence Imposed [n=63]



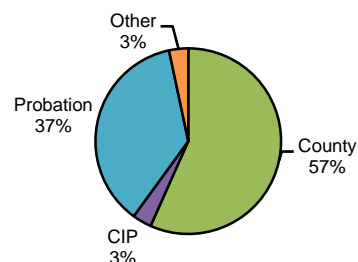
	<u>Number</u>	<u>Percent</u>
State	18	28.6%
SIP	3	4.8%
County	29	46.0%
CIP	10	15.9%
Probation	3	4.8%
Other	0	0.0%
Total	63	100.0%

Level 2 - Type of Sentence Imposed [n=194]



	<u>Number</u>	<u>Percent</u>
State	10	5.2%
SIP	0	0.0%
County	112	57.7%
CIP	20	10.3%
Probation	51	26.3%
Other	1	0.5%
Total	194	100.0%

Level 1 - Type of Sentence Imposed [n=90]



	<u>Number</u>	<u>Percent</u>
State	0	0.0%
SIP	0	0.0%
County	51	56.7%
CIP	3	3.3%
Probation	33	36.7%
Other	3	3.3%
Total	90	100.0%

Note: These numbers reflect the offender's most serious offense for a criminal incident.