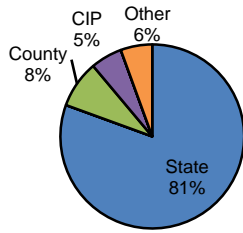


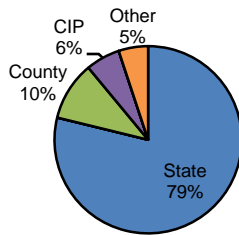
**Type of Sentence Imposed During 2007 by Sentencing Guideline Level [Butler: N=1526]**

**Level 5 - Type of Sentence Imposed [n=36]**



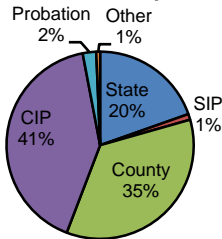
	<u>Number</u>	<u>Percent</u>
State	29	80.6%
SIP	0	0.0%
County	3	8.3%
CIP	2	5.6%
Probation	0	0.0%
Other	2	5.6%
Total	36	100.0%

**Level 4 - Type of Sentence Imposed [n=118]**



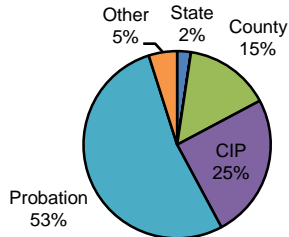
	<u>Number</u>	<u>Percent</u>
State	93	78.8%
SIP	0	0.0%
County	12	10.2%
CIP	7	5.9%
Probation	0	0.0%
Other	6	5.1%
Total	118	100.0%

**Level 3 - Type of Sentence Imposed [n=301]**



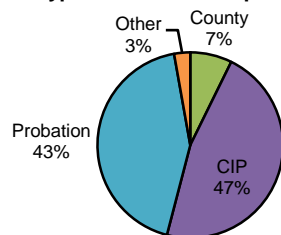
	<u>Number</u>	<u>Percent</u>
State	59	19.6%
SIP	3	1.0%
County	106	35.2%
CIP	124	41.2%
Probation	7	2.3%
Other	2	0.7%
Total	301	100.0%

**Level 2 - Type of Sentence Imposed [n=714]**



	<u>Number</u>	<u>Percent</u>
State	17	2.4%
SIP	0	0.0%
County	106	14.8%
CIP	178	24.9%
Probation	378	52.9%
Other	35	4.9%
Total	714	100.0%

**Level 1 - Type of Sentence Imposed [n=357]**



	<u>Number</u>	<u>Percent</u>
State	0	0.0%
SIP	0	0.0%
County	26	7.3%
CIP	167	46.8%
Probation	154	43.1%
Other	10	2.8%
Total	357	100.0%

Note: These numbers reflect the offender's most serious offense for a criminal incident.