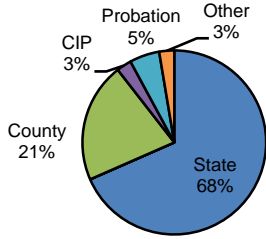


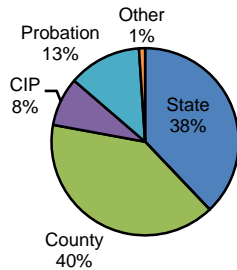
Type of Sentence Imposed During 2007 by Sentencing Guideline Level [Cambria: N=1535]

Level 5 - Type of Sentence Imposed [n=38]



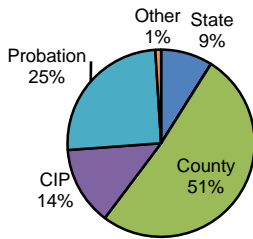
	<u>Number</u>	<u>Percent</u>
State	26	68.4%
SIP	0	0.0%
County	8	21.1%
CIP	1	2.6%
Probation	2	5.3%
Other	1	2.6%
Total	38	100.0%

Level 4 - Type of Sentence Imposed [n=95]



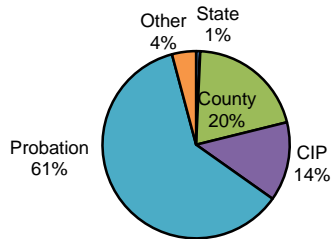
	<u>Number</u>	<u>Percent</u>
State	36	37.9%
SIP	0	0.0%
County	38	40.0%
CIP	8	8.4%
Probation	12	12.6%
Other	1	1.1%
Total	95	100.0%

Level 3 - Type of Sentence Imposed [n=302]



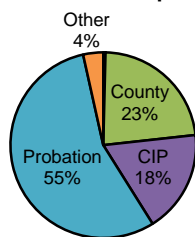
	<u>Number</u>	<u>Percent</u>
State	27	8.9%
SIP	0	0.0%
County	155	51.3%
CIP	41	13.6%
Probation	76	25.2%
Other	3	1.0%
Total	302	100.0%

Level 2 - Type of Sentence Imposed [n=842]



	<u>Number</u>	<u>Percent</u>
State	6	0.7%
SIP	0	0.0%
County	172	20.4%
CIP	115	13.7%
Probation	514	61.0%
Other	35	4.2%
Total	842	100.0%

Level 1 - Type of Sentence Imposed [n=258]



	<u>Number</u>	<u>Percent</u>
State	1	0.4%
SIP	0	0.0%
County	59	22.9%
CIP	46	17.8%
Probation	143	55.4%
Other	9	3.5%
Total	258	100.0%

Note: These numbers reflect the offender's most serious offense for a criminal incident.