
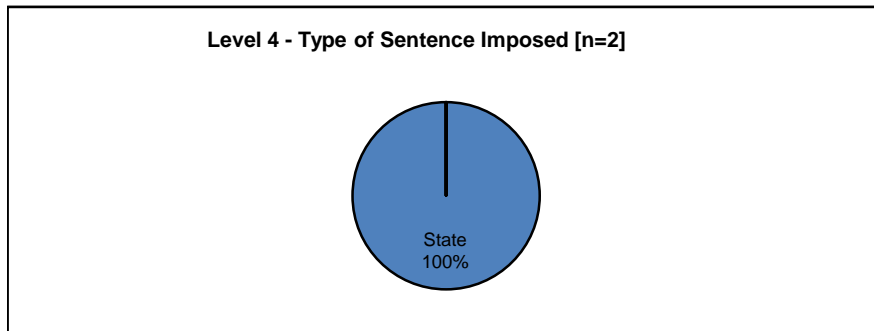


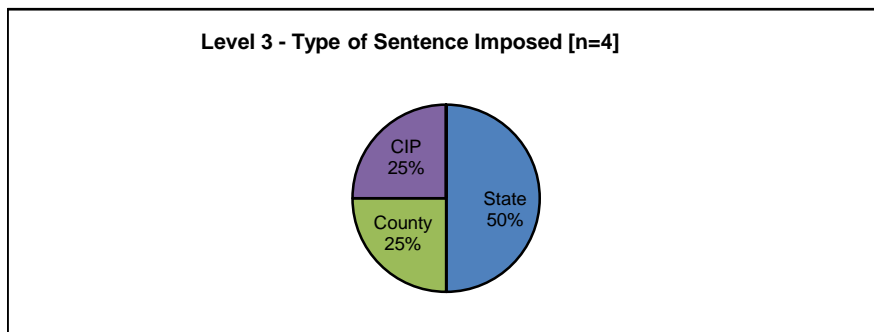
Type of Sentence Imposed During 2007 by Sentencing Guideline Level [Cameron: N=25]



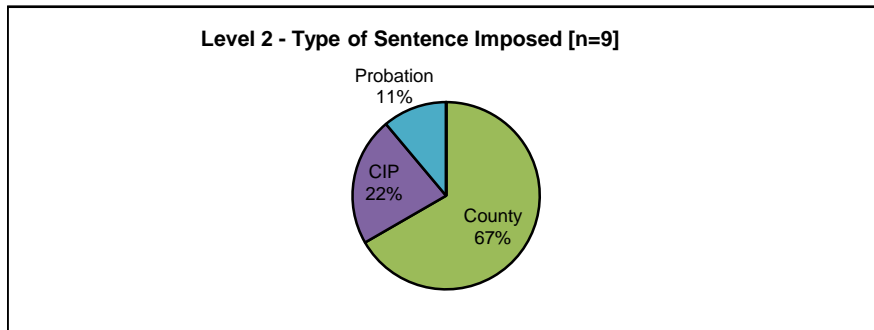
	<u>Number</u>	<u>Percent</u>
State	0	0.0%
SIP	0	0.0%
County	0	0.0%
CIP	0	0.0%
Probation	0	0.0%
Other	0	0.0%
Total	0	0.0%



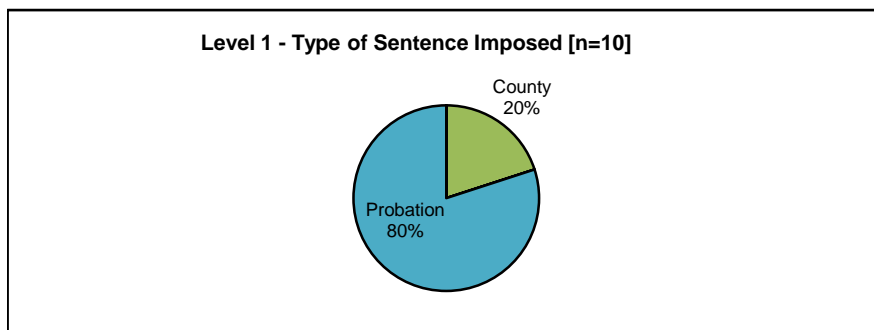
	<u>Number</u>	<u>Percent</u>
State	2	100.0%
SIP	0	0.0%
County	0	0.0%
CIP	0	0.0%
Probation	0	0.0%
Other	0	0.0%
Total	2	100.0%



	<u>Number</u>	<u>Percent</u>
State	2	50.0%
SIP	0	0.0%
County	1	25.0%
CIP	1	25.0%
Probation	0	0.0%
Other	0	0.0%
Total	4	100.0%



	<u>Number</u>	<u>Percent</u>
State	0	0.0%
SIP	0	0.0%
County	6	66.7%
CIP	2	22.2%
Probation	1	11.1%
Other	0	0.0%
Total	9	100.0%



	<u>Number</u>	<u>Percent</u>
State	0	0.0%
SIP	0	0.0%
County	2	20.0%
CIP	0	0.0%
Probation	8	80.0%
Other	0	0.0%
Total	10	100.0%

Note: These numbers reflect the offender's most serious offense for a criminal incident.