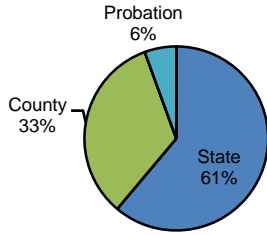


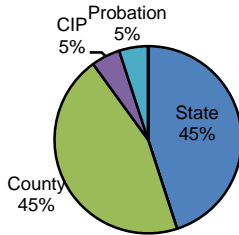
Type of Sentence Imposed During 2007 by Sentencing Guideline Level [Carbon: N=583]

Level 5 - Type of Sentence Imposed [n=18]



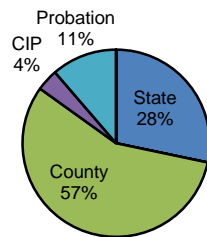
	<u>Number</u>	<u>Percent</u>
State	11	61.1%
SIP	0	0.0%
County	6	33.3%
CIP	0	0.0%
Probation	1	5.6%
Other	0	0.0%
Total	18	100.0%

Level 4 - Type of Sentence Imposed [n=20]



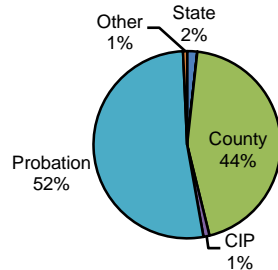
	<u>Number</u>	<u>Percent</u>
State	9	45.0%
SIP	0	0.0%
County	9	45.0%
CIP	1	5.0%
Probation	1	5.0%
Other	0	0.0%
Total	20	100.0%

Level 3 - Type of Sentence Imposed [n=53]



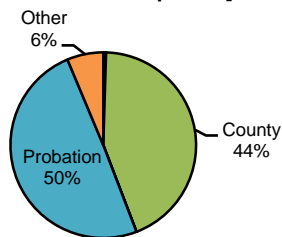
	<u>Number</u>	<u>Percent</u>
State	15	28.3%
SIP	0	0.0%
County	30	56.6%
CIP	2	3.8%
Probation	6	11.3%
Other	0	0.0%
Total	53	100.0%

Level 2 - Type of Sentence Imposed [n=286]



	<u>Number</u>	<u>Percent</u>
State	5	1.7%
SIP	0	0.0%
County	127	44.4%
CIP	3	1.0%
Probation	149	52.1%
Other	2	0.7%
Total	286	100.0%

Level 1 - Type of Sentence Imposed [n=206]



	<u>Number</u>	<u>Percent</u>
State	1	0.5%
SIP	0	0.0%
County	90	43.7%
CIP	0	0.0%
Probation	102	49.5%
Other	13	6.3%
Total	206	100.0%

Note: These numbers reflect the offender's most serious offense for a criminal incident.