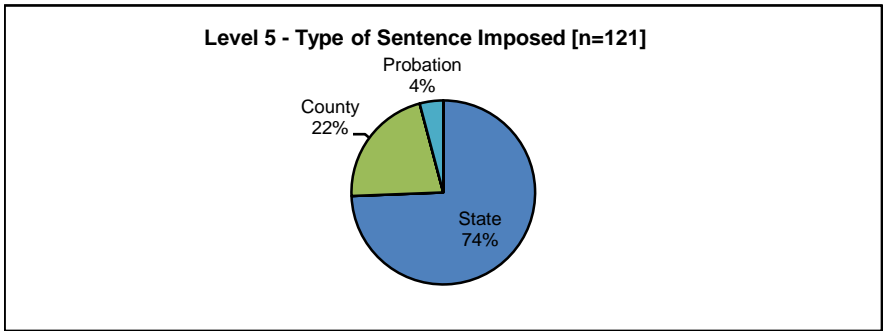
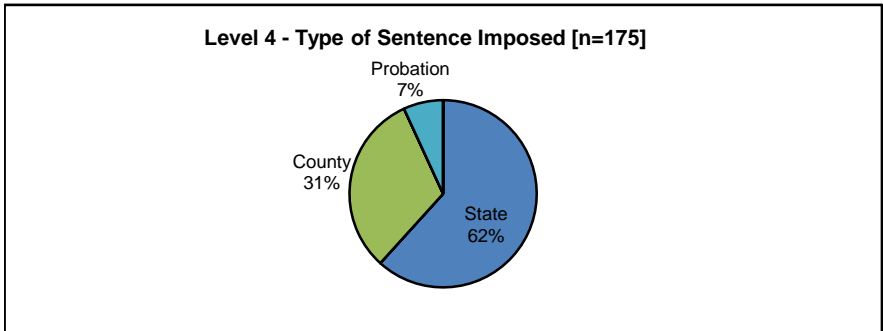


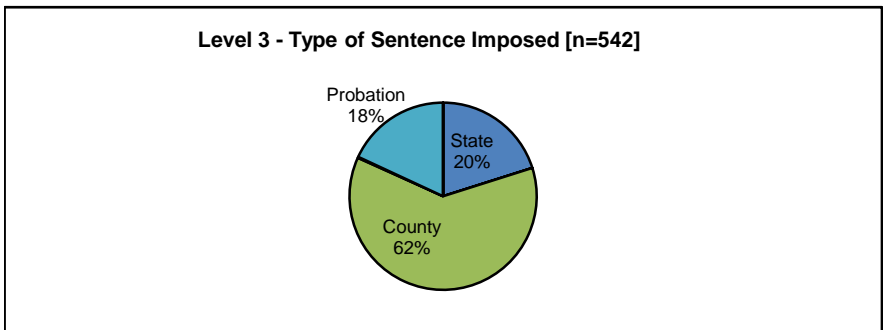
Type of Sentence Imposed During 2007 by Sentencing Guideline Level [Chester: N=3294]



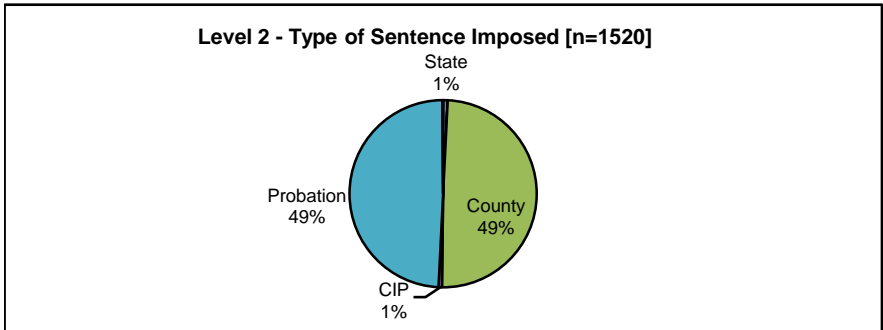
	<u>Number</u>	<u>Percent</u>
State	90	74.4%
SIP	0	0.0%
County	26	21.5%
CIP	0	0.0%
Probation	5	4.1%
Other	0	0.0%
Total	121	100.0%



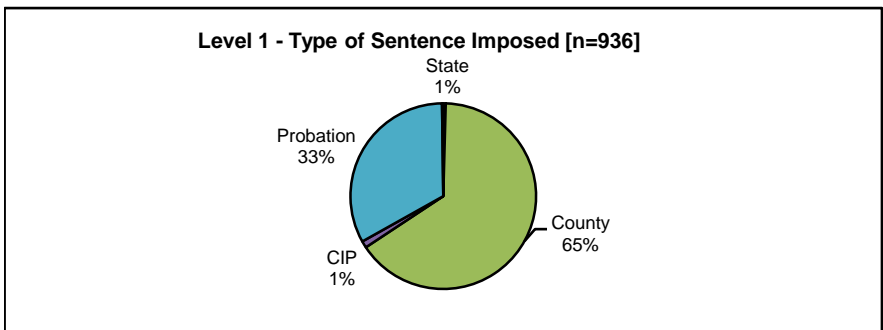
	<u>Number</u>	<u>Percent</u>
State	108	61.7%
SIP	0	0.0%
County	55	31.4%
CIP	0	0.0%
Probation	12	6.9%
Other	0	0.0%
Total	175	100.0%



	<u>Number</u>	<u>Percent</u>
State	109	20.1%
SIP	0	0.0%
County	334	61.6%
CIP	1	0.2%
Probation	98	18.1%
Other	0	0.0%
Total	542	100.0%



	<u>Number</u>	<u>Percent</u>
State	12	0.8%
SIP	0	0.0%
County	751	49.4%
CIP	9	0.6%
Probation	746	49.1%
Other	2	0.1%
Total	1520	100.0%



	<u>Number</u>	<u>Percent</u>
State	4	0.4%
SIP	0	0.0%
County	611	65.3%
CIP	11	1.2%
Probation	308	32.9%
Other	2	0.2%
Total	936	100.0%

Note: These numbers reflect the offender's most serious offense for a criminal incident.