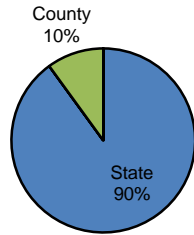


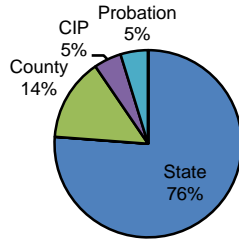
Type of Sentence Imposed During 2007 by Sentencing Guideline Level [Clarion: N=313]

Level 5 - Type of Sentence Imposed [n=10]



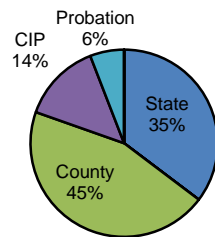
	<u>Number</u>	<u>Percent</u>
State	9	90.0%
SIP	0	0.0%
County	1	10.0%
CIP	0	0.0%
Probation	0	0.0%
Other	0	0.0%
Total	10	100.0%

Level 4 - Type of Sentence Imposed [n=21]



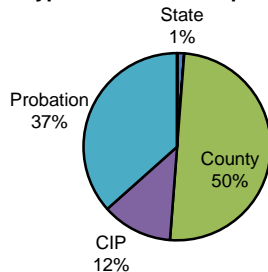
	<u>Number</u>	<u>Percent</u>
State	16	76.2%
SIP	0	0.0%
County	3	14.3%
CIP	1	4.8%
Probation	1	4.8%
Other	0	0.0%
Total	21	100.0%

Level 3 - Type of Sentence Imposed [n=51]



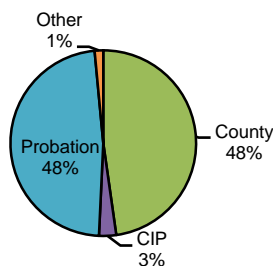
	<u>Number</u>	<u>Percent</u>
State	18	35.3%
SIP	0	0.0%
County	23	45.1%
CIP	7	13.7%
Probation	3	5.9%
Other	0	0.0%
Total	51	100.0%

Level 2 - Type of Sentence Imposed [n=164]



	<u>Number</u>	<u>Percent</u>
State	2	1.2%
SIP	0	0.0%
County	82	50.0%
CIP	20	12.2%
Probation	60	36.6%
Other	0	0.0%
Total	164	100.0%

Level 1 - Type of Sentence Imposed [n=67]



	<u>Number</u>	<u>Percent</u>
State	0	0.0%
SIP	0	0.0%
County	32	47.8%
CIP	2	3.0%
Probation	32	47.8%
Other	1	1.5%
Total	67	100.0%

Note: These numbers reflect the offender's most serious offense for a criminal incident.