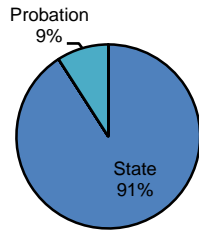


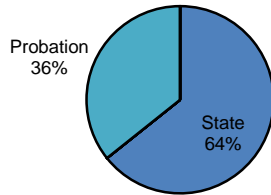
Type of Sentence Imposed During 2007 by Sentencing Guideline Level [Clearfield: N=284]

Level 5 - Type of Sentence Imposed [n=11]



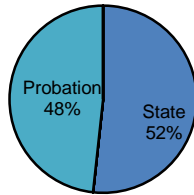
	<u>Number</u>	<u>Percent</u>
State	10	90.9%
SIP	0	0.0%
County	0	0.0%
CIP	0	0.0%
Probation	1	9.1%
Other	0	0.0%
Total	11	100.0%

Level 4 - Type of Sentence Imposed [n=14]



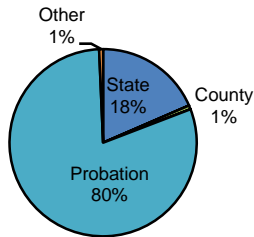
	<u>Number</u>	<u>Percent</u>
State	9	64.3%
SIP	0	0.0%
County	0	0.0%
CIP	0	0.0%
Probation	5	35.7%
Other	0	0.0%
Total	14	100.0%

Level 3 - Type of Sentence Imposed [n=58]



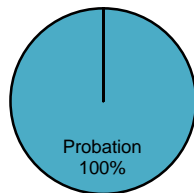
	<u>Number</u>	<u>Percent</u>
State	30	51.7%
SIP	0	0.0%
County	0	0.0%
CIP	0	0.0%
Probation	28	48.3%
Other	0	0.0%
Total	58	100.0%

Level 2 - Type of Sentence Imposed [n=146]



	<u>Number</u>	<u>Percent</u>
State	27	18.5%
SIP	0	0.0%
County	1	0.7%
CIP	0	0.0%
Probation	117	80.1%
Other	1	0.7%
Total	146	100.0%

Level 1 - Type of Sentence Imposed [n=55]



	<u>Number</u>	<u>Percent</u>
State	0	0.0%
SIP	0	0.0%
County	0	0.0%
CIP	0	0.0%
Probation	55	100.0%
Other	0	0.0%
Total	55	100.0%

Note: These numbers reflect the offender's most serious offense for a criminal incident.