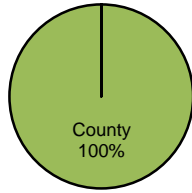


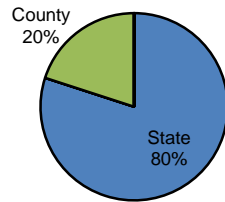
**Type of Sentence Imposed During 2007 by Sentencing Guideline Level [Clinton: N=172]**

**Level 5 - Type of Sentence Imposed [n=2]**



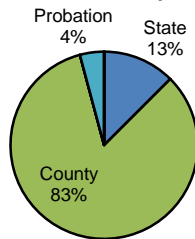
	<u>Number</u>	<u>Percent</u>
State	0	0.0%
SIP	0	0.0%
County	2	100.0%
CIP	0	0.0%
Probation	0	0.0%
Other	0	0.0%
Total	2	100.0%

**Level 4 - Type of Sentence Imposed [n=5]**



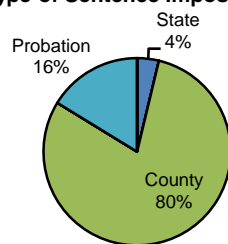
	<u>Number</u>	<u>Percent</u>
State	4	80.0%
SIP	0	0.0%
County	1	20.0%
CIP	0	0.0%
Probation	0	0.0%
Other	0	0.0%
Total	5	100.0%

**Level 3 - Type of Sentence Imposed [n=24]**



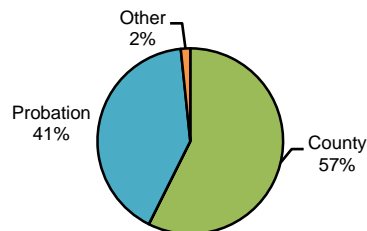
	<u>Number</u>	<u>Percent</u>
State	3	12.5%
SIP	0	0.0%
County	20	83.3%
CIP	0	0.0%
Probation	1	4.2%
Other	0	0.0%
Total	24	100.0%

**Level 2 - Type of Sentence Imposed [n=80]**



	<u>Number</u>	<u>Percent</u>
State	3	3.8%
SIP	0	0.0%
County	64	80.0%
CIP	0	0.0%
Probation	13	16.3%
Other	0	0.0%
Total	80	100.0%

**Level 1 - Type of Sentence Imposed [n=61]**



	<u>Number</u>	<u>Percent</u>
State	0	0.0%
SIP	0	0.0%
County	35	57.4%
CIP	0	0.0%
Probation	25	41.0%
Other	1	1.6%
Total	61	100.0%

Note: These numbers reflect the offender's most serious offense for a criminal incident.