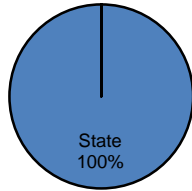


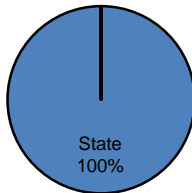
Type of Sentence Imposed During 2007 by Sentencing Guideline Level [Columbia: N=266]

Level 5 - Type of Sentence Imposed [n=8]



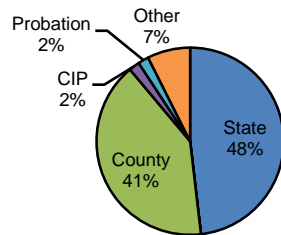
	<u>Number</u>	<u>Percent</u>
State	8	100.0%
SIP	0	0.0%
County	0	0.0%
CIP	0	0.0%
Probation	0	0.0%
Other	0	0.0%
Total	8	100.0%

Level 4 - Type of Sentence Imposed [n=29]



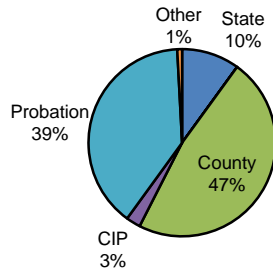
	<u>Number</u>	<u>Percent</u>
State	29	100.0%
SIP	0	0.0%
County	0	0.0%
CIP	0	0.0%
Probation	0	0.0%
Other	0	0.0%
Total	29	100.0%

Level 3 - Type of Sentence Imposed [n=54]



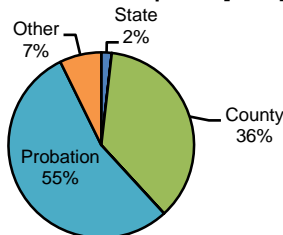
	<u>Number</u>	<u>Percent</u>
State	26	48.1%
SIP	0	0.0%
County	22	40.7%
CIP	1	1.9%
Probation	1	1.9%
Other	4	7.4%
Total	54	100.0%

Level 2 - Type of Sentence Imposed [n=120]



	<u>Number</u>	<u>Percent</u>
State	12	10.0%
SIP	0	0.0%
County	57	47.5%
CIP	3	2.5%
Probation	47	39.2%
Other	1	0.8%
Total	120	100.0%

Level 1 - Type of Sentence Imposed [n=55]



	<u>Number</u>	<u>Percent</u>
State	1	1.8%
SIP	0	0.0%
County	20	36.4%
CIP	0	0.0%
Probation	30	54.5%
Other	4	7.3%
Total	55	100.0%

Note: These numbers reflect the offender's most serious offense for a criminal incident.