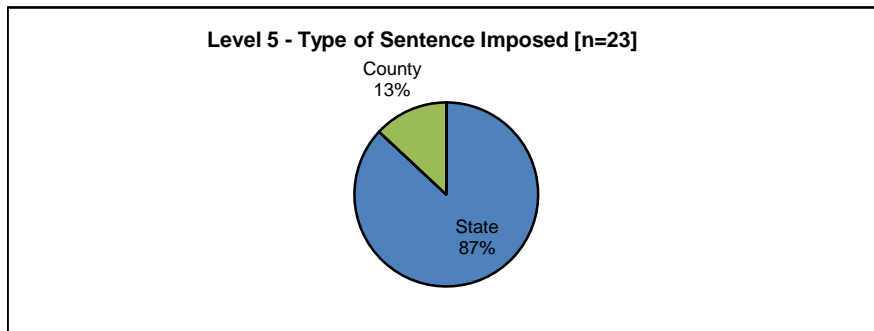
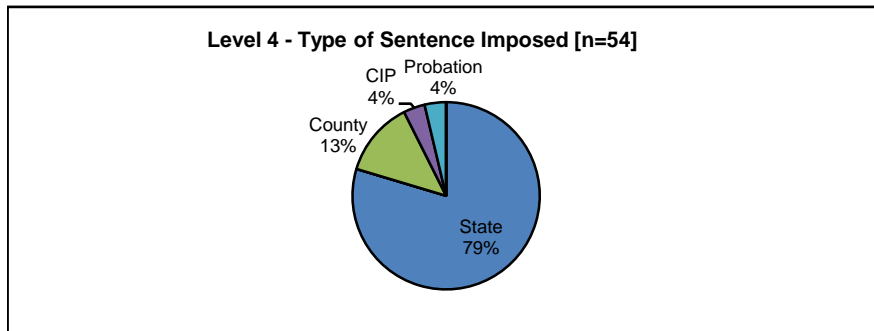


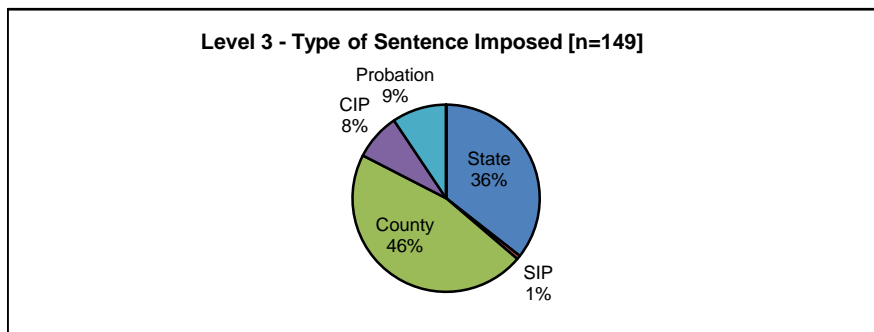
## Type of Sentence Imposed During 2007 by Sentencing Guideline Level [Crawford: N=757]



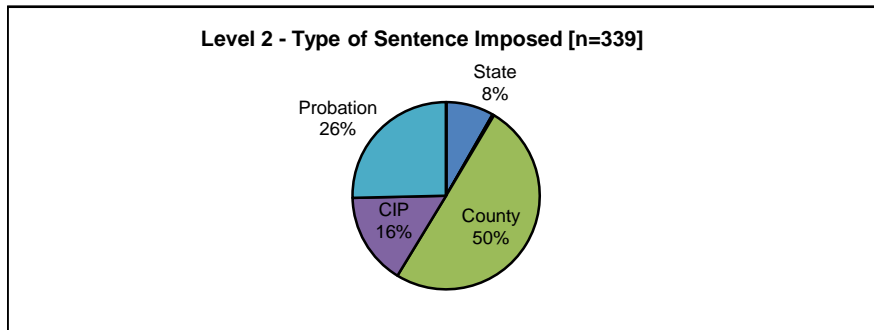
	<u>Number</u>	<u>Percent</u>
State	20	87.0%
SIP	0	0.0%
County	3	13.0%
CIP	0	0.0%
Probation	0	0.0%
Other	0	0.0%
<b>Total</b>	<b>23</b>	<b>100.0%</b>



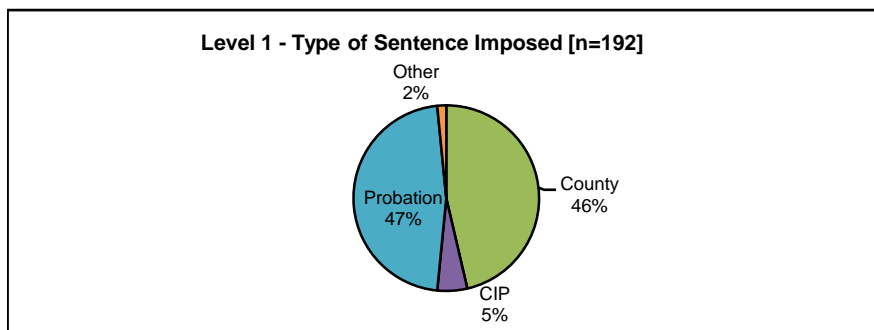
	<u>Number</u>	<u>Percent</u>
State	43	79.6%
SIP	0	0.0%
County	7	13.0%
CIP	2	3.7%
Probation	2	3.7%
Other	0	0.0%
<b>Total</b>	<b>54</b>	<b>100.0%</b>



	<u>Number</u>	<u>Percent</u>
State	53	35.6%
SIP	1	0.7%
County	69	46.3%
CIP	12	8.1%
Probation	14	9.4%
Other	0	0.0%
<b>Total</b>	<b>149</b>	<b>100.0%</b>



	<u>Number</u>	<u>Percent</u>
State	28	8.3%
SIP	1	0.3%
County	170	50.1%
CIP	54	15.9%
Probation	86	25.4%
Other	0	0.0%
<b>Total</b>	<b>339</b>	<b>100.0%</b>



	<u>Number</u>	<u>Percent</u>
State	0	0.0%
SIP	0	0.0%
County	89	46.4%
CIP	10	5.2%
Probation	90	46.9%
Other	3	1.6%
<b>Total</b>	<b>192</b>	<b>100.0%</b>

Note: These numbers reflect the offender's most serious offense for a criminal incident.