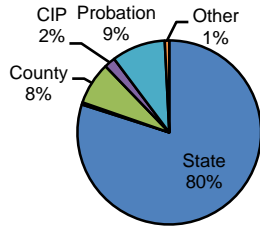


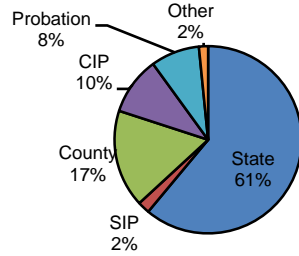
**Type of Sentence Imposed During 2007 by Sentencing Guideline Level [Dauphin: N=3763]**

**Level 5 - Type of Sentence Imposed [n=254]**



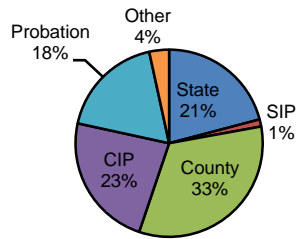
	<u>Number</u>	<u>Percent</u>
State	203	79.9%
SIP	1	0.4%
County	19	7.5%
CIP	5	2.0%
Probation	24	9.4%
Other	2	0.8%
Total	254	100.0%

**Level 4 - Type of Sentence Imposed [n=380]**



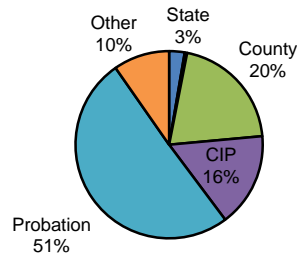
	<u>Number</u>	<u>Percent</u>
State	232	61.1%
SIP	8	2.1%
County	64	16.8%
CIP	38	10.0%
Probation	32	8.4%
Other	6	1.6%
Total	380	100.0%

**Level 3 - Type of Sentence Imposed [n=732]**



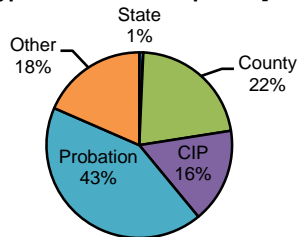
	<u>Number</u>	<u>Percent</u>
State	153	20.9%
SIP	9	1.2%
County	242	33.1%
CIP	170	23.2%
Probation	133	18.2%
Other	25	3.4%
Total	732	100.0%

**Level 2 - Type of Sentence Imposed [n=1682]**



	<u>Number</u>	<u>Percent</u>
State	45	2.7%
SIP	7	0.4%
County	344	20.5%
CIP	273	16.2%
Probation	850	50.5%
Other	163	9.7%
Total	1682	100.0%

**Level 1 - Type of Sentence Imposed [n=715]**



	<u>Number</u>	<u>Percent</u>
State	5	0.7%
SIP	0	0.0%
County	156	21.8%
CIP	118	16.5%
Probation	304	42.5%
Other	132	18.5%
Total	715	100.0%

Note: These numbers reflect the offender's most serious offense for a criminal incident.