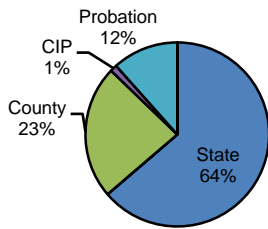


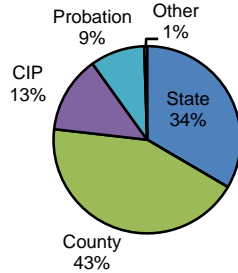
Type of Sentence Imposed During 2007 by Sentencing Guideline Level [Delaware: N=6091]

Level 5 - Type of Sentence Imposed [n=328]



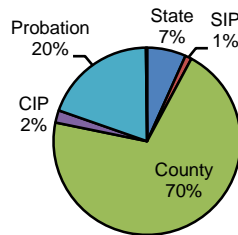
	<u>Number</u>	<u>Percent</u>
State	209	63.7%
SIP	0	0.0%
County	77	23.5%
CIP	4	1.2%
Probation	38	11.6%
Other	0	0.0%
Total	328	100.0%

Level 4 - Type of Sentence Imposed [n=595]



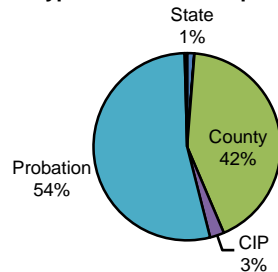
	<u>Number</u>	<u>Percent</u>
State	199	33.4%
SIP	0	0.0%
County	258	43.4%
CIP	79	13.3%
Probation	56	9.4%
Other	3	0.5%
Total	595	100.0%

Level 3 - Type of Sentence Imposed [n=982]



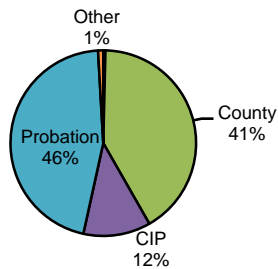
	<u>Number</u>	<u>Percent</u>
State	66	6.7%
SIP	11	1.1%
County	691	70.4%
CIP	21	2.1%
Probation	191	19.5%
Other	2	0.2%
Total	982	100.0%

Level 2 - Type of Sentence Imposed [n=2854]



	<u>Number</u>	<u>Percent</u>
State	35	1.2%
SIP	1	0.0%
County	1208	42.3%
CIP	70	2.5%
Probation	1528	53.5%
Other	12	0.4%
Total	2854	100.0%

Level 1 - Type of Sentence Imposed [n=1332]



	<u>Number</u>	<u>Percent</u>
State	4	0.3%
SIP	1	0.1%
County	551	41.4%
CIP	156	11.7%
Probation	608	45.6%
Other	12	0.9%
Total	1332	100.0%

Note: These numbers reflect the offender's most serious offense for a criminal incident.