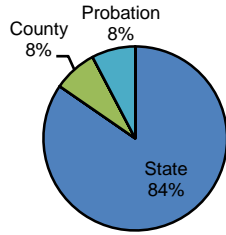


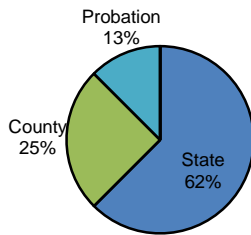
**Type of Sentence Imposed During 2007 by Sentencing Guideline Level [Elk: N=264]**

**Level 5 - Type of Sentence Imposed [n=13]**



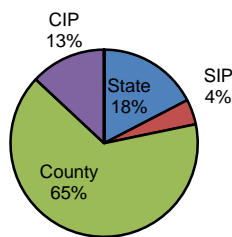
	<u>Number</u>	<u>Percent</u>
State	11	84.6%
SIP	0	0.0%
County	1	7.7%
CIP	0	0.0%
Probation	1	7.7%
Other	0	0.0%
Total	13	100.0%

**Level 4 - Type of Sentence Imposed [n=8]**



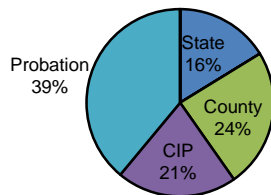
	<u>Number</u>	<u>Percent</u>
State	5	62.5%
SIP	0	0.0%
County	2	25.0%
CIP	0	0.0%
Probation	1	12.5%
Other	0	0.0%
Total	8	100.0%

**Level 3 - Type of Sentence Imposed [n=23]**



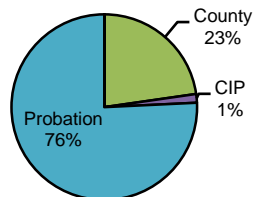
	<u>Number</u>	<u>Percent</u>
State	4	17.4%
SIP	1	4.3%
County	15	65.2%
CIP	3	13.0%
Probation	0	0.0%
Other	0	0.0%
Total	23	100.0%

**Level 2 - Type of Sentence Imposed [n=154]**



	<u>Number</u>	<u>Percent</u>
State	25	16.2%
SIP	0	0.0%
County	37	24.0%
CIP	32	20.8%
Probation	60	39.0%
Other	0	0.0%
Total	154	100.0%

**Level 1 - Type of Sentence Imposed [n=66]**



	<u>Number</u>	<u>Percent</u>
State	0	0.0%
SIP	0	0.0%
County	15	22.7%
CIP	1	1.5%
Probation	50	75.8%
Other	0	0.0%
Total	66	100.0%

Note: These numbers reflect the offender's most serious offense for a criminal incident.