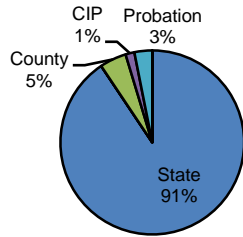


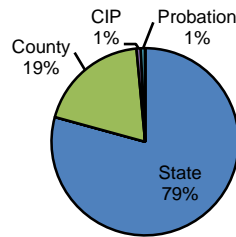
## Type of Sentence Imposed During 2007 by Sentencing Guideline Level [Erie: N=1776]

**Level 5 - Type of Sentence Imposed [n=64]**



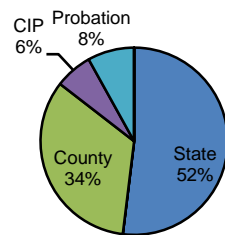
	<u>Number</u>	<u>Percent</u>
State	58	90.6%
SIP	0	0.0%
County	3	4.7%
CIP	1	1.6%
Probation	2	3.1%
Other	0	0.0%
<b>Total</b>	<b>64</b>	<b>100.0%</b>

**Level 4 - Type of Sentence Imposed [n=135]**



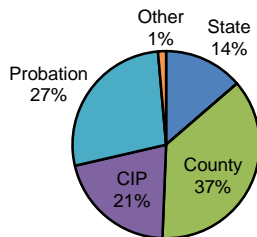
	<u>Number</u>	<u>Percent</u>
State	107	79.3%
SIP	0	0.0%
County	26	19.3%
CIP	1	0.7%
Probation	1	0.7%
Other	0	0.0%
<b>Total</b>	<b>135</b>	<b>100.0%</b>

**Level 3 - Type of Sentence Imposed [n=310]**



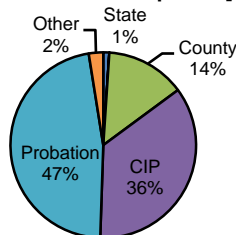
	<u>Number</u>	<u>Percent</u>
State	161	51.9%
SIP	0	0.0%
County	104	33.5%
CIP	20	6.5%
Probation	25	8.1%
Other	0	0.0%
<b>Total</b>	<b>310</b>	<b>100.0%</b>

**Level 2 - Type of Sentence Imposed [n=790]**



	<u>Number</u>	<u>Percent</u>
State	108	13.7%
SIP	0	0.0%
County	292	37.0%
CIP	164	20.8%
Probation	215	27.2%
Other	11	1.4%
<b>Total</b>	<b>790</b>	<b>100.0%</b>

**Level 1 - Type of Sentence Imposed [n=477]**



	<u>Number</u>	<u>Percent</u>
State	5	1.0%
SIP	0	0.0%
County	66	13.8%
CIP	170	35.6%
Probation	224	47.0%
Other	12	2.5%
<b>Total</b>	<b>477</b>	<b>100.0%</b>

Note: These numbers reflect the offender's most serious offense for a criminal incident.