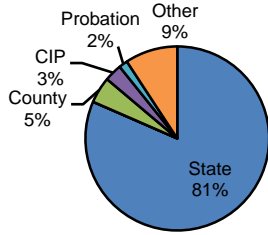


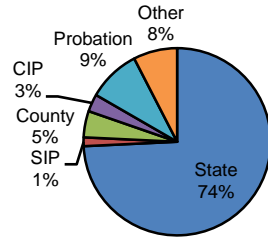
Type of Sentence Imposed During 2007 by Sentencing Guideline Level [Fayette: N=1386]

Level 5 - Type of Sentence Imposed [n=65]



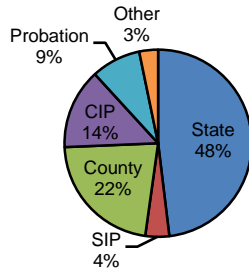
	<u>Number</u>	<u>Percent</u>
State	53	81.5%
SIP	0	0.0%
County	3	4.6%
CIP	2	3.1%
Probation	1	1.5%
Other	6	9.2%
Total	65	100.0%

Level 4 - Type of Sentence Imposed [n=66]



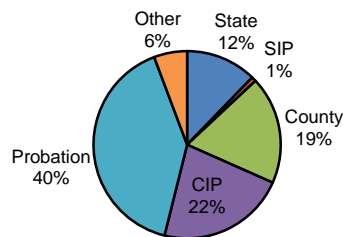
	<u>Number</u>	<u>Percent</u>
State	49	74.2%
SIP	1	1.5%
County	3	4.5%
CIP	2	3.0%
Probation	6	9.1%
Other	5	7.6%
Total	66	100.0%

Level 3 - Type of Sentence Imposed [n=339]



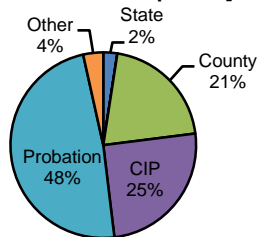
	<u>Number</u>	<u>Percent</u>
State	163	48.1%
SIP	14	4.1%
County	75	22.1%
CIP	47	13.9%
Probation	29	8.6%
Other	11	3.2%
Total	339	100.0%

Level 2 - Type of Sentence Imposed [n=629]



	<u>Number</u>	<u>Percent</u>
State	77	12.2%
SIP	5	0.8%
County	117	18.6%
CIP	140	22.3%
Probation	254	40.4%
Other	36	5.7%
Total	629	100.0%

Level 1 - Type of Sentence Imposed [n=287]



	<u>Number</u>	<u>Percent</u>
State	7	2.4%
SIP	0	0.0%
County	59	20.6%
CIP	72	25.1%
Probation	139	48.4%
Other	10	3.5%
Total	287	100.0%

Note: These numbers reflect the offender's most serious offense for a criminal incident.