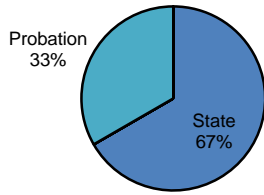


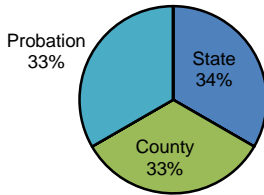
Type of Sentence Imposed During 2007 by Sentencing Guideline Level [Forest: N=62]

Level 5 - Type of Sentence Imposed [n=3]



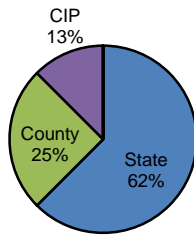
	<u>Number</u>	<u>Percent</u>
State	2	66.7%
SIP	0	0.0%
County	0	0.0%
CIP	0	0.0%
Probation	1	33.3%
Other	0	0.0%
Total	3	100.0%

Level 4 - Type of Sentence Imposed [n=3]



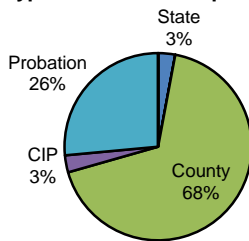
	<u>Number</u>	<u>Percent</u>
State	1	33.3%
SIP	0	0.0%
County	1	33.3%
CIP	0	0.0%
Probation	1	33.3%
Other	0	0.0%
Total	3	100.0%

Level 3 - Type of Sentence Imposed [n=8]



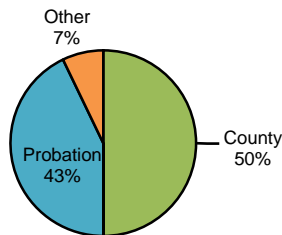
	<u>Number</u>	<u>Percent</u>
State	5	62.5%
SIP	0	0.0%
County	2	25.0%
CIP	1	12.5%
Probation	0	0.0%
Other	0	0.0%
Total	8	100.0%

Level 2 - Type of Sentence Imposed [n=34]



	<u>Number</u>	<u>Percent</u>
State	1	2.9%
SIP	0	0.0%
County	23	67.6%
CIP	1	2.9%
Probation	9	26.5%
Other	0	0.0%
Total	34	100.0%

Level 1 - Type of Sentence Imposed [n=14]



	<u>Number</u>	<u>Percent</u>
State	0	0.0%
SIP	0	0.0%
County	7	50.0%
CIP	0	0.0%
Probation	6	42.9%
Other	1	7.1%
Total	14	100.0%

Note: These numbers reflect the offender's most serious offense for a criminal incident.