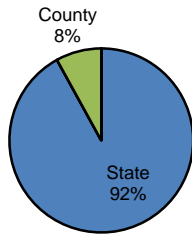


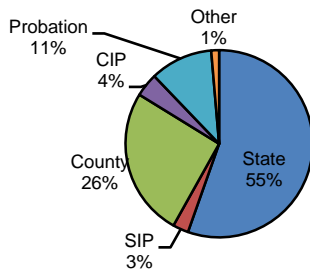
Type of Sentence Imposed During 2007 by Sentencing Guideline Level [Franklin: N=1439]

Level 5 - Type of Sentence Imposed [n=25]



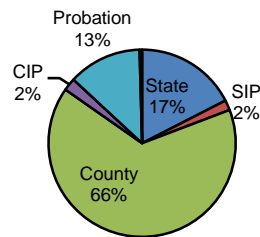
	<u>Number</u>	<u>Percent</u>
State	23	92.0%
SIP	0	0.0%
County	2	8.0%
CIP	0	0.0%
Probation	0	0.0%
Other	0	0.0%
Total	25	100.0%

Level 4 - Type of Sentence Imposed [n=74]



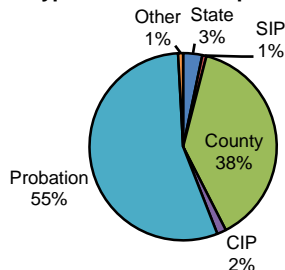
	<u>Number</u>	<u>Percent</u>
State	41	55.4%
SIP	2	2.7%
County	19	25.7%
CIP	3	4.1%
Probation	8	10.8%
Other	1	1.4%
Total	74	100.0%

Level 3 - Type of Sentence Imposed [n=229]



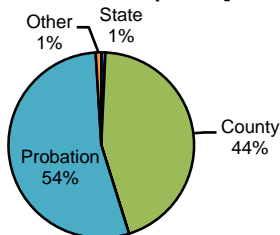
	<u>Number</u>	<u>Percent</u>
State	40	17.5%
SIP	4	1.7%
County	150	65.5%
CIP	5	2.2%
Probation	29	12.7%
Other	1	0.4%
Total	229	100.0%

Level 2 - Type of Sentence Imposed [n=697]



	<u>Number</u>	<u>Percent</u>
State	23	3.3%
SIP	5	0.7%
County	268	38.5%
CIP	11	1.6%
Probation	384	55.1%
Other	6	0.9%
Total	697	100.0%

Level 1 - Type of Sentence Imposed [n=414]



	<u>Number</u>	<u>Percent</u>
State	3	0.7%
SIP	0	0.0%
County	184	44.4%
CIP	0	0.0%
Probation	223	53.9%
Other	4	1.0%
Total	414	100.0%

Note: These numbers reflect the offender's most serious offense for a criminal incident.