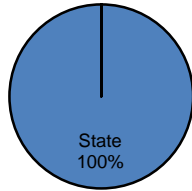


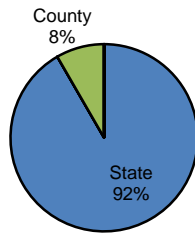
## Type of Sentence Imposed During 2007 by Sentencing Guideline Level [Greene: N=312]

**Level 5 - Type of Sentence Imposed [n=9]**



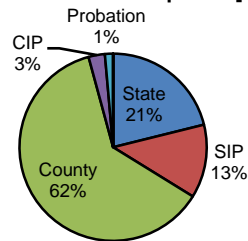
	<u>Number</u>	<u>Percent</u>
State	9	100.0%
SIP	0	0.0%
County	0	0.0%
CIP	0	0.0%
Probation	0	0.0%
Other	0	0.0%
<b>Total</b>	<b>9</b>	<b>100.0%</b>

**Level 4 - Type of Sentence Imposed [n=12]**



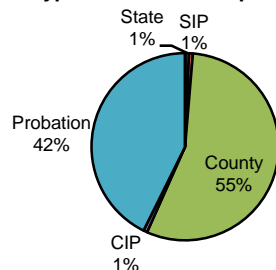
	<u>Number</u>	<u>Percent</u>
State	11	91.7%
SIP	0	0.0%
County	1	8.3%
CIP	0	0.0%
Probation	0	0.0%
Other	0	0.0%
<b>Total</b>	<b>12</b>	<b>100.0%</b>

**Level 3 - Type of Sentence Imposed [n=71]**



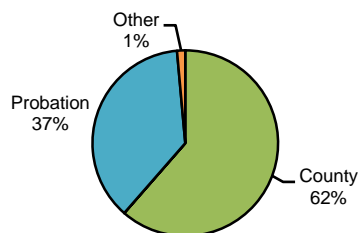
	<u>Number</u>	<u>Percent</u>
State	15	21.1%
SIP	9	12.7%
County	44	62.0%
CIP	2	2.8%
Probation	1	1.4%
Other	0	0.0%
<b>Total</b>	<b>71</b>	<b>100.0%</b>

**Level 2 - Type of Sentence Imposed [n=150]**



	<u>Number</u>	<u>Percent</u>
State	1	0.7%
SIP	1	0.7%
County	83	55.3%
CIP	1	0.7%
Probation	64	42.7%
Other	0	0.0%
<b>Total</b>	<b>150</b>	<b>100.0%</b>

**Level 1 - Type of Sentence Imposed [n=70]**



	<u>Number</u>	<u>Percent</u>
State	0	0.0%
SIP	0	0.0%
County	43	61.4%
CIP	0	0.0%
Probation	26	37.1%
Other	1	1.4%
<b>Total</b>	<b>70</b>	<b>100.0%</b>

Note: These numbers reflect the offender's most serious offense for a criminal incident.