



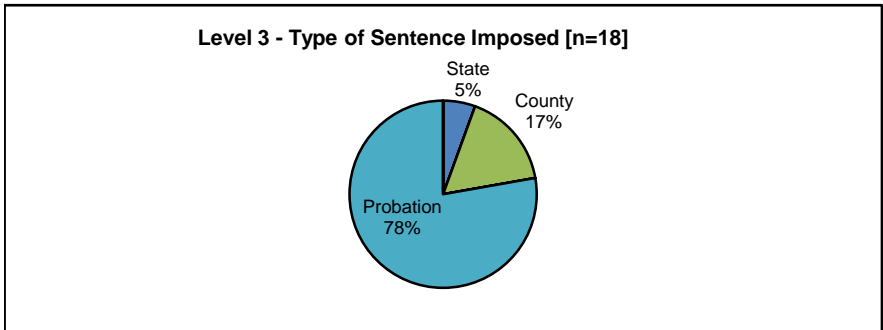
**Type of Sentence Imposed During 2007 by Sentencing Guideline Level [Huntingdon: N=110]**



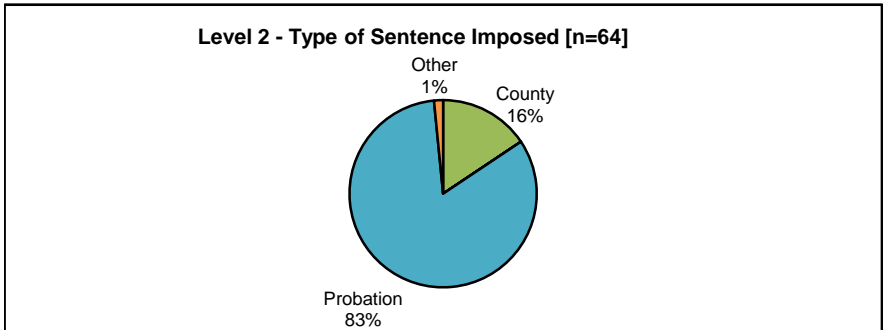
	<u>Number</u>	<u>Percent</u>
State	0	0.0%
SIP	0	0.0%
County	0	0.0%
CIP	0	0.0%
Probation	0	0.0%
Other	0	0.0%
Total	0	0.0%



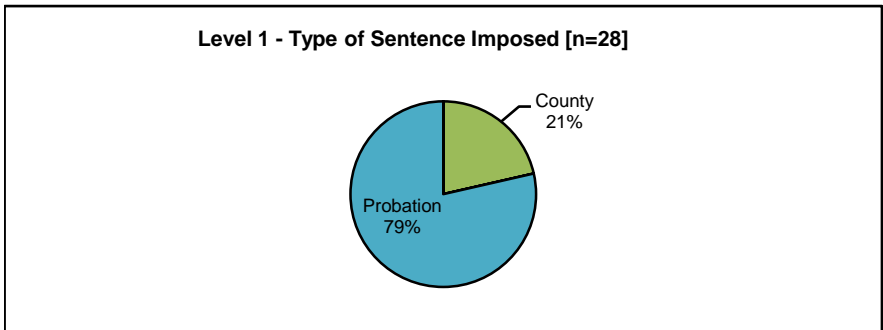
	<u>Number</u>	<u>Percent</u>
State	0	0.0%
SIP	0	0.0%
County	0	0.0%
CIP	0	0.0%
Probation	0	0.0%
Other	0	0.0%
Total	0	0.0%



	<u>Number</u>	<u>Percent</u>
State	1	5.6%
SIP	0	0.0%
County	3	16.7%
CIP	0	0.0%
Probation	14	77.8%
Other	0	0.0%
Total	18	100.0%



	<u>Number</u>	<u>Percent</u>
State	0	0.0%
SIP	0	0.0%
County	10	15.6%
CIP	0	0.0%
Probation	53	82.8%
Other	1	1.6%
Total	64	100.0%



	<u>Number</u>	<u>Percent</u>
State	0	0.0%
SIP	0	0.0%
County	6	21.4%
CIP	0	0.0%
Probation	22	78.6%
Other	0	0.0%
Total	28	100.0%

Note: These numbers reflect the offender's most serious offense for a criminal incident.