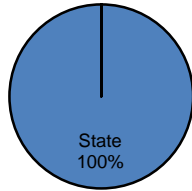


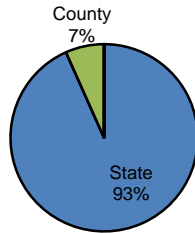
**Type of Sentence Imposed During 2007 by Sentencing Guideline Level [Indiana: N=633]**

**Level 5 - Type of Sentence Imposed [n=7]**



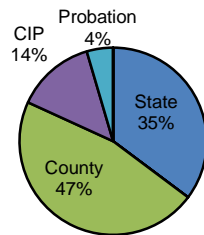
	<u>Number</u>	<u>Percent</u>
State	7	100.0%
SIP	0	0.0%
County	0	0.0%
CIP	0	0.0%
Probation	0	0.0%
Other	0	0.0%
Total	7	100.0%

**Level 4 - Type of Sentence Imposed [n=30]**



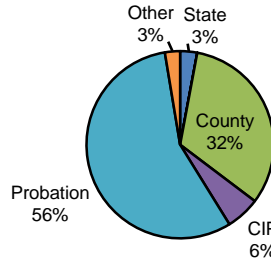
	<u>Number</u>	<u>Percent</u>
State	28	93.3%
SIP	0	0.0%
County	2	6.7%
CIP	0	0.0%
Probation	0	0.0%
Other	0	0.0%
Total	30	100.0%

**Level 3 - Type of Sentence Imposed [n=88]**



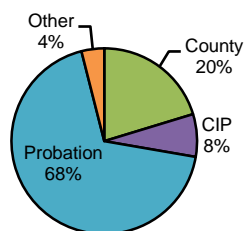
	<u>Number</u>	<u>Percent</u>
State	31	35.2%
SIP	0	0.0%
County	41	46.6%
CIP	12	13.6%
Probation	4	4.5%
Other	0	0.0%
Total	88	100.0%

**Level 2 - Type of Sentence Imposed [n=306]**



	<u>Number</u>	<u>Percent</u>
State	9	2.9%
SIP	0	0.0%
County	99	32.4%
CIP	18	5.9%
Probation	172	56.2%
Other	8	2.6%
Total	306	100.0%

**Level 1 - Type of Sentence Imposed [n=202]**



	<u>Number</u>	<u>Percent</u>
State	0	0.0%
SIP	0	0.0%
County	41	20.3%
CIP	15	7.4%
Probation	138	68.3%
Other	8	4.0%
Total	202	100.0%

Note: These numbers reflect the offender's most serious offense for a criminal incident.