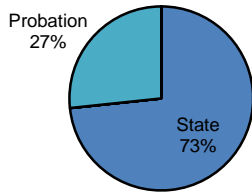


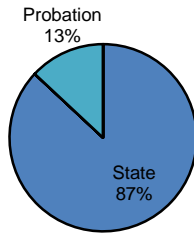
Type of Sentence Imposed During 2007 by Sentencing Guideline Level [Jefferson: N=427]

Level 5 - Type of Sentence Imposed [n=15]



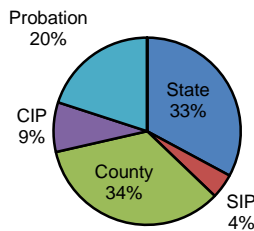
	<u>Number</u>	<u>Percent</u>
State	11	73.3%
SIP	0	0.0%
County	0	0.0%
CIP	0	0.0%
Probation	4	26.7%
Other	0	0.0%
Total	15	100.0%

Level 4 - Type of Sentence Imposed [n=23]



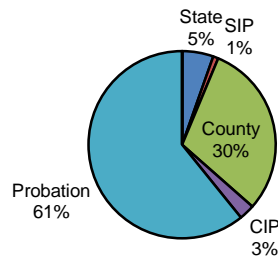
	<u>Number</u>	<u>Percent</u>
State	20	87.0%
SIP	0	0.0%
County	0	0.0%
CIP	0	0.0%
Probation	3	13.0%
Other	0	0.0%
Total	23	100.0%

Level 3 - Type of Sentence Imposed [n=70]



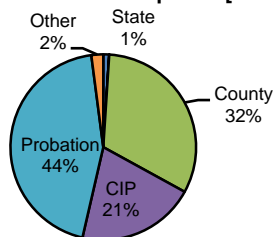
	<u>Number</u>	<u>Percent</u>
State	23	32.9%
SIP	3	4.3%
County	24	34.3%
CIP	6	8.6%
Probation	14	20.0%
Other	0	0.0%
Total	70	100.0%

Level 2 - Type of Sentence Imposed [n=222]



	<u>Number</u>	<u>Percent</u>
State	12	5.4%
SIP	2	0.9%
County	67	30.2%
CIP	6	2.7%
Probation	135	60.8%
Other	0	0.0%
Total	222	100.0%

Level 1 - Type of Sentence Imposed [n=97]



	<u>Number</u>	<u>Percent</u>
State	1	1.0%
SIP	0	0.0%
County	31	32.0%
CIP	20	20.6%
Probation	43	44.3%
Other	2	2.1%
Total	97	100.0%

Note: These numbers reflect the offender's most serious offense for a criminal incident.