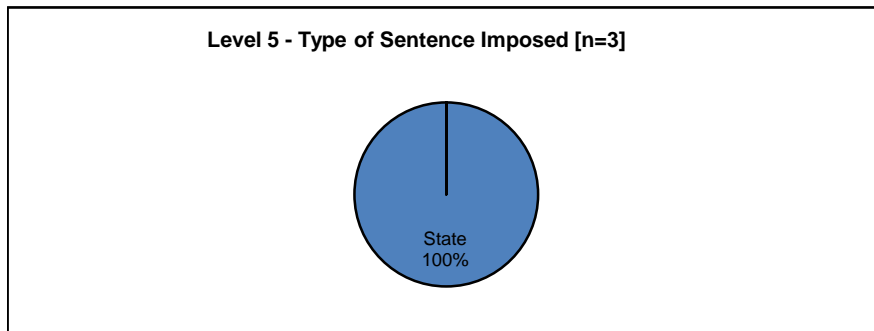
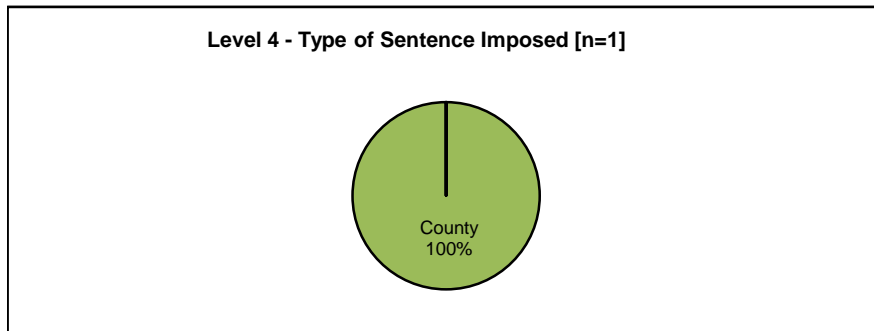


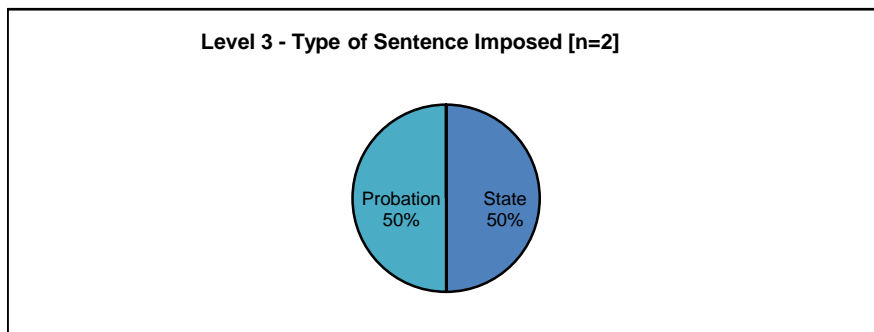
Type of Sentence Imposed During 2007 by Sentencing Guideline Level [Juniata: N=14]



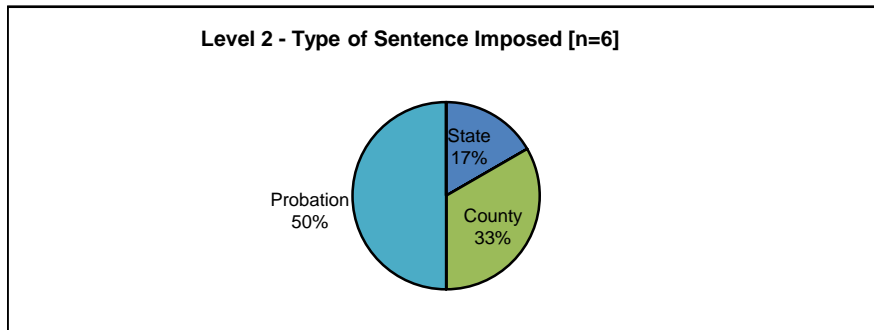
	<u>Number</u>	<u>Percent</u>
State	3	100.0%
SIP	0	0.0%
County	0	0.0%
CIP	0	0.0%
Probation	0	0.0%
Other	0	0.0%
Total	3	100.0%



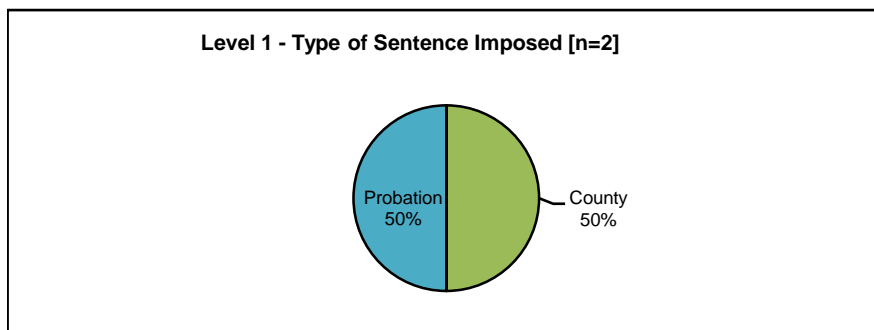
	<u>Number</u>	<u>Percent</u>
State	0	0.0%
SIP	0	0.0%
County	1	100.0%
CIP	0	0.0%
Probation	0	0.0%
Other	0	0.0%
Total	1	100.0%



	<u>Number</u>	<u>Percent</u>
State	1	50.0%
SIP	0	0.0%
County	0	0.0%
CIP	0	0.0%
Probation	1	50.0%
Other	0	0.0%
Total	2	100.0%



	<u>Number</u>	<u>Percent</u>
State	1	16.7%
SIP	0	0.0%
County	2	33.3%
CIP	0	0.0%
Probation	3	50.0%
Other	0	0.0%
Total	6	100.0%



	<u>Number</u>	<u>Percent</u>
State	0	0.0%
SIP	0	0.0%
County	1	50.0%
CIP	0	0.0%
Probation	1	50.0%
Other	0	0.0%
Total	2	100.0%

Note: These numbers reflect the offender's most serious offense for a criminal incident.