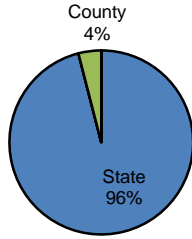


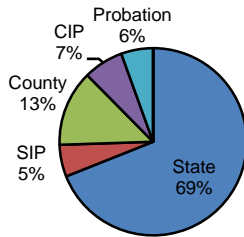
Type of Sentence Imposed During 2007 by Sentencing Guideline Level [Lackawanna: N=1534]

Level 5 - Type of Sentence Imposed [n=50]



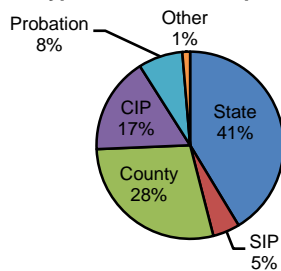
	<u>Number</u>	<u>Percent</u>
State	48	96.0%
SIP	0	0.0%
County	2	4.0%
CIP	0	0.0%
Probation	0	0.0%
Other	0	0.0%
Total	50	100.0%

Level 4 - Type of Sentence Imposed [n=145]



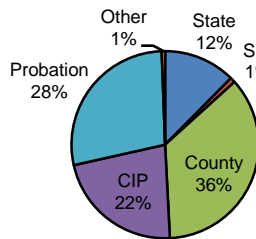
	<u>Number</u>	<u>Percent</u>
State	100	69.0%
SIP	8	5.5%
County	19	13.1%
CIP	10	6.9%
Probation	8	5.5%
Other	0	0.0%
Total	145	100.0%

Level 3 - Type of Sentence Imposed [n=300]



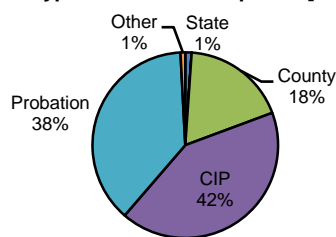
	<u>Number</u>	<u>Percent</u>
State	124	41.3%
SIP	14	4.7%
County	85	28.3%
CIP	50	16.7%
Probation	23	7.7%
Other	4	1.3%
Total	300	100.0%

Level 2 - Type of Sentence Imposed [n=677]



	<u>Number</u>	<u>Percent</u>
State	84	12.4%
SIP	6	0.9%
County	243	35.9%
CIP	151	22.3%
Probation	189	27.9%
Other	4	0.6%
Total	677	100.0%

Level 1 - Type of Sentence Imposed [n=362]



	<u>Number</u>	<u>Percent</u>
State	4	1.1%
SIP	0	0.0%
County	66	18.2%
CIP	152	42.0%
Probation	137	37.8%
Other	3	0.8%
Total	362	100.0%

Note: These numbers reflect the offender's most serious offense for a criminal incident.