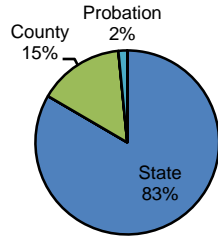


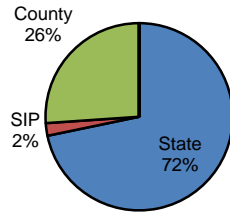
**Type of Sentence Imposed During 2007 by Sentencing Guideline Level [Lancaster: N=3328]**

**Level 5 - Type of Sentence Imposed [n=193]**



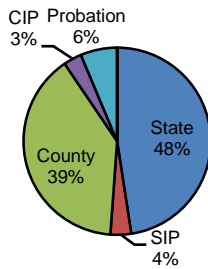
	<u>Number</u>	<u>Percent</u>
State	161	83.4%
SIP	0	0.0%
County	29	15.0%
CIP	0	0.0%
Probation	3	1.6%
Other	0	0.0%
Total	193	100.0%

**Level 4 - Type of Sentence Imposed [n=46]**



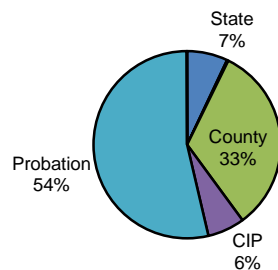
	<u>Number</u>	<u>Percent</u>
State	33	71.7%
SIP	1	2.2%
County	12	26.1%
CIP	0	0.0%
Probation	0	0.0%
Other	0	0.0%
Total	46	100.0%

**Level 3 - Type of Sentence Imposed [n=475]**



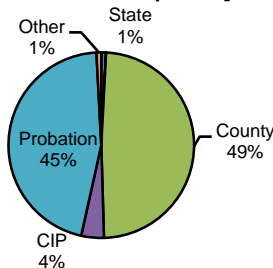
	<u>Number</u>	<u>Percent</u>
State	226	47.6%
SIP	17	3.6%
County	187	39.4%
CIP	15	3.2%
Probation	30	6.3%
Other	0	0.0%
Total	475	100.0%

**Level 2 - Type of Sentence Imposed [n=1653]**



	<u>Number</u>	<u>Percent</u>
State	116	7.0%
SIP	4	0.2%
County	540	32.7%
CIP	106	6.4%
Probation	886	53.6%
Other	1	0.1%
Total	1653	100.0%

**Level 1 - Type of Sentence Imposed [n=961]**



	<u>Number</u>	<u>Percent</u>
State	8	0.8%
SIP	0	0.0%
County	468	48.7%
CIP	38	4.0%
Probation	439	45.7%
Other	8	0.8%
Total	961	100.0%

Note: These numbers reflect the offender's most serious offense for a criminal incident.