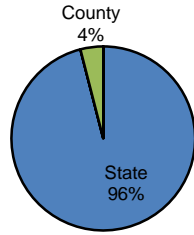


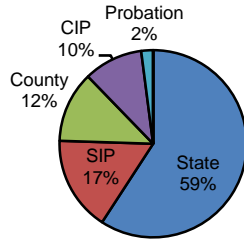
Type of Sentence Imposed During 2007 by Sentencing Guideline Level [Lawrence: N=538]

Level 5 - Type of Sentence Imposed [n=25]



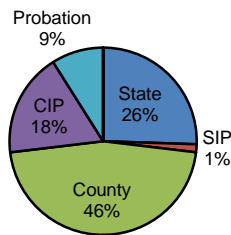
	<u>Number</u>	<u>Percent</u>
State	24	96.0%
SIP	0	0.0%
County	1	4.0%
CIP	0	0.0%
Probation	0	0.0%
Other	0	0.0%
Total	25	100.0%

Level 4 - Type of Sentence Imposed [n=49]



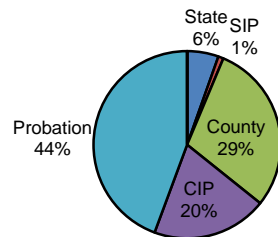
	<u>Number</u>	<u>Percent</u>
State	29	59.2%
SIP	8	16.3%
County	6	12.2%
CIP	5	10.2%
Probation	1	2.0%
Other	0	0.0%
Total	49	100.0%

Level 3 - Type of Sentence Imposed [n=145]



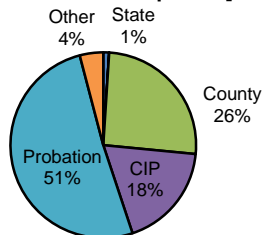
	<u>Number</u>	<u>Percent</u>
State	37	25.5%
SIP	2	1.4%
County	67	46.2%
CIP	26	17.9%
Probation	13	9.0%
Other	0	0.0%
Total	145	100.0%

Level 2 - Type of Sentence Imposed [n=221]



	<u>Number</u>	<u>Percent</u>
State	12	5.4%
SIP	2	0.9%
County	65	29.4%
CIP	44	19.9%
Probation	98	44.3%
Other	0	0.0%
Total	221	100.0%

Level 1 - Type of Sentence Imposed [n=98]



	<u>Number</u>	<u>Percent</u>
State	1	1.0%
SIP	0	0.0%
County	25	25.5%
CIP	18	18.4%
Probation	50	51.0%
Other	4	4.1%
Total	98	100.0%

Note: These numbers reflect the offender's most serious offense for a criminal incident.