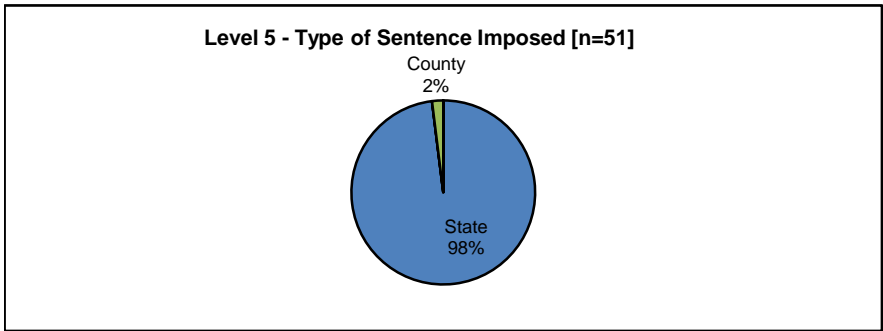
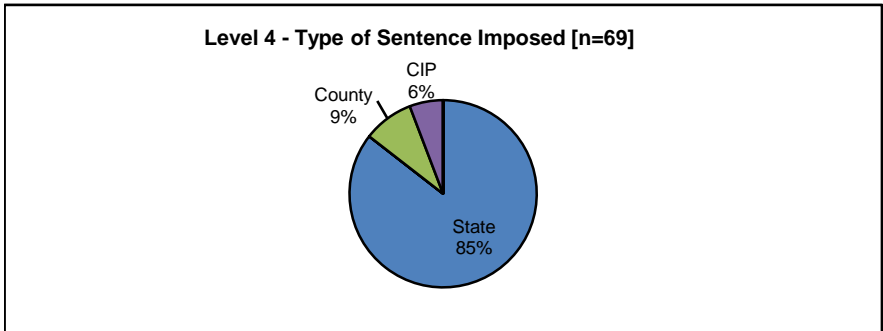


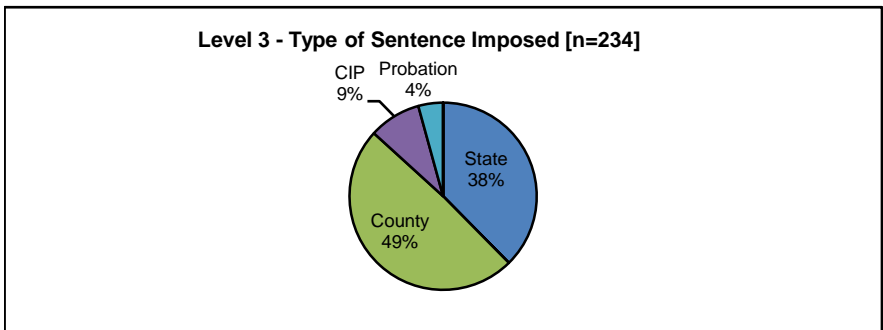
**Type of Sentence Imposed During 2007 by Sentencing Guideline Level [Lebanon: N=1438]**



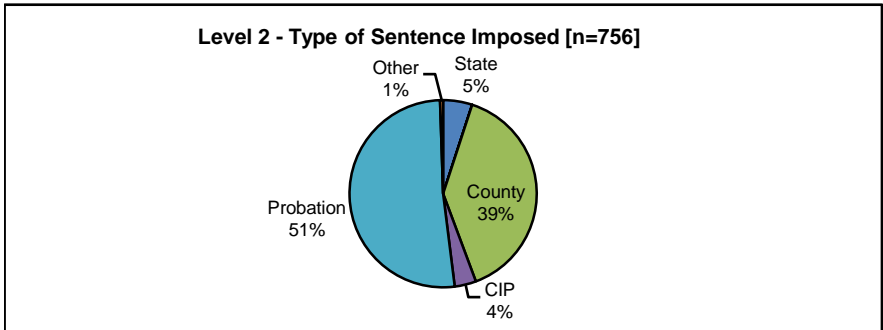
	<u>Number</u>	<u>Percent</u>
State	50	98.0%
SIP	0	0.0%
County	1	2.0%
CIP	0	0.0%
Probation	0	0.0%
Other	0	0.0%
Total	51	100.0%



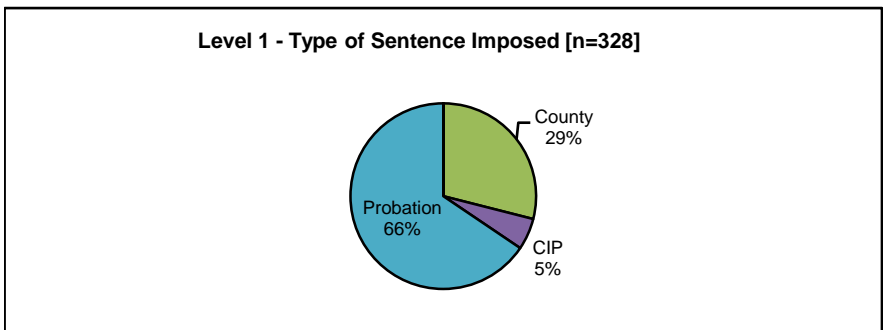
	<u>Number</u>	<u>Percent</u>
State	59	85.5%
SIP	0	0.0%
County	6	8.7%
CIP	4	5.8%
Probation	0	0.0%
Other	0	0.0%
Total	69	100.0%



	<u>Number</u>	<u>Percent</u>
State	88	37.6%
SIP	0	0.0%
County	115	49.1%
CIP	21	9.0%
Probation	10	4.3%
Other	0	0.0%
Total	234	100.0%



	<u>Number</u>	<u>Percent</u>
State	38	5.0%
SIP	0	0.0%
County	297	39.3%
CIP	28	3.7%
Probation	389	51.5%
Other	4	0.5%
Total	756	100.0%



	<u>Number</u>	<u>Percent</u>
State	0	0.0%
SIP	0	0.0%
County	95	29.0%
CIP	18	5.5%
Probation	215	65.5%
Other	0	0.0%
Total	328	100.0%

Note: These numbers reflect the offender's most serious offense for a criminal incident.