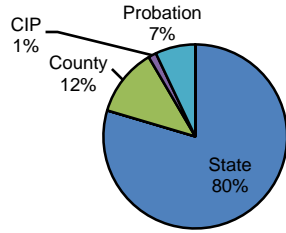


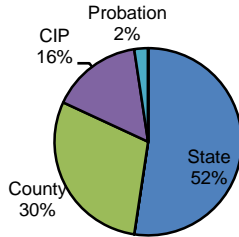
Type of Sentence Imposed During 2007 by Sentencing Guideline Level [Lehigh: N=2869]

Level 5 - Type of Sentence Imposed [n=142]



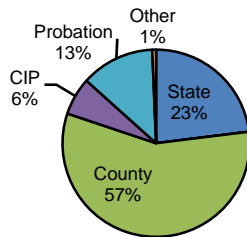
	<u>Number</u>	<u>Percent</u>
State	113	79.6%
SIP	0	0.0%
County	17	12.0%
CIP	2	1.4%
Probation	10	7.0%
Other	0	0.0%
Total	142	100.0%

Level 4 - Type of Sentence Imposed [n=210]



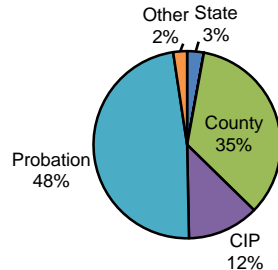
	<u>Number</u>	<u>Percent</u>
State	110	52.4%
SIP	0	0.0%
County	62	29.5%
CIP	33	15.7%
Probation	5	2.4%
Other	0	0.0%
Total	210	100.0%

Level 3 - Type of Sentence Imposed [n=599]



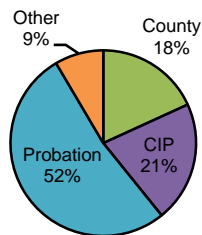
	<u>Number</u>	<u>Percent</u>
State	138	23.0%
SIP	0	0.0%
County	342	57.1%
CIP	39	6.5%
Probation	76	12.7%
Other	4	0.7%
Total	599	100.0%

Level 2 - Type of Sentence Imposed [n=1423]



	<u>Number</u>	<u>Percent</u>
State	41	2.9%
SIP	0	0.0%
County	490	34.4%
CIP	176	12.4%
Probation	682	47.9%
Other	34	2.4%
Total	1423	100.0%

Level 1 - Type of Sentence Imposed [n=495]



	<u>Number</u>	<u>Percent</u>
State	0	0.0%
SIP	0	0.0%
County	90	18.2%
CIP	104	21.0%
Probation	259	52.3%
Other	42	8.5%
Total	495	100.0%

Note: These numbers reflect the offender's most serious offense for a criminal incident.