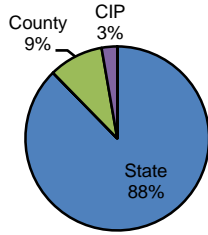


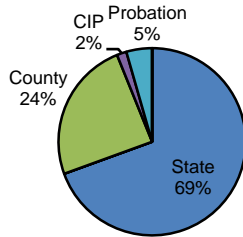
Type of Sentence Imposed During 2007 by Sentencing Guideline Level [Luzerne: N=2373]

Level 5 - Type of Sentence Imposed [n=73]



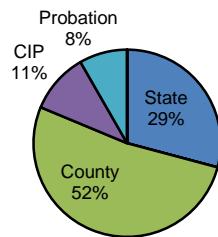
	<u>Number</u>	<u>Percent</u>
State	64	87.7%
SIP	0	0.0%
County	7	9.6%
CIP	2	2.7%
Probation	0	0.0%
Other	0	0.0%
Total	73	100.0%

Level 4 - Type of Sentence Imposed [n=180]



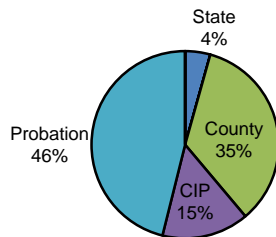
	<u>Number</u>	<u>Percent</u>
State	125	69.4%
SIP	0	0.0%
County	44	24.4%
CIP	3	1.7%
Probation	8	4.4%
Other	0	0.0%
Total	180	100.0%

Level 3 - Type of Sentence Imposed [n=470]



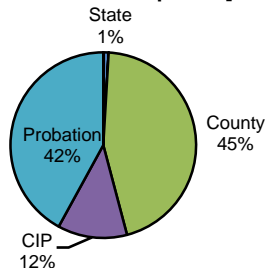
	<u>Number</u>	<u>Percent</u>
State	137	29.1%
SIP	0	0.0%
County	245	52.1%
CIP	49	10.4%
Probation	39	8.3%
Other	0	0.0%
Total	470	100.0%

Level 2 - Type of Sentence Imposed [n=898]



	<u>Number</u>	<u>Percent</u>
State	39	4.3%
SIP	0	0.0%
County	310	34.5%
CIP	135	15.0%
Probation	414	46.1%
Other	0	0.0%
Total	898	100.0%

Level 1 - Type of Sentence Imposed [n=752]



	<u>Number</u>	<u>Percent</u>
State	7	0.9%
SIP	0	0.0%
County	338	44.9%
CIP	91	12.1%
Probation	316	42.0%
Other	0	0.0%
Total	752	100.0%

Note: These numbers reflect the offender's most serious offense for a criminal incident.