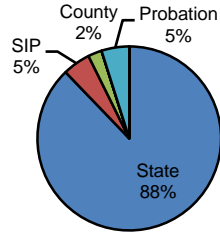


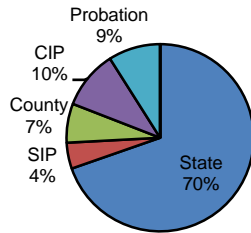
Type of Sentence Imposed During 2007 by Sentencing Guideline Level [Lycoming: N=1306]

Level 5 - Type of Sentence Imposed [n=41]



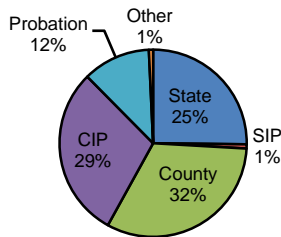
	<u>Number</u>	<u>Percent</u>
State	36	87.8%
SIP	2	4.9%
County	1	2.4%
CIP	0	0.0%
Probation	2	4.9%
Other	0	0.0%
Total	41	100.0%

Level 4 - Type of Sentence Imposed [n=89]



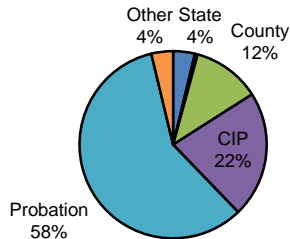
	<u>Number</u>	<u>Percent</u>
State	62	69.7%
SIP	4	4.5%
County	6	6.7%
CIP	9	10.1%
Probation	8	9.0%
Other	0	0.0%
Total	89	100.0%

Level 3 - Type of Sentence Imposed [n=274]



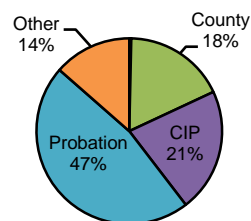
	<u>Number</u>	<u>Percent</u>
State	69	25.2%
SIP	2	0.7%
County	88	32.1%
CIP	81	29.6%
Probation	32	11.7%
Other	2	0.7%
Total	274	100.0%

Level 2 - Type of Sentence Imposed [n=614]



	<u>Number</u>	<u>Percent</u>
State	23	3.7%
SIP	3	0.5%
County	72	11.7%
CIP	134	21.8%
Probation	359	58.5%
Other	23	3.7%
Total	614	100.0%

Level 1 - Type of Sentence Imposed [n=288]



	<u>Number</u>	<u>Percent</u>
State	1	0.3%
SIP	0	0.0%
County	51	17.7%
CIP	62	21.5%
Probation	135	46.9%
Other	39	13.5%
Total	288	100.0%

Note: These numbers reflect the offender's most serious offense for a criminal incident.