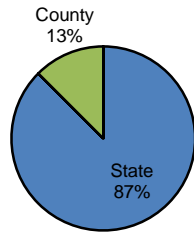


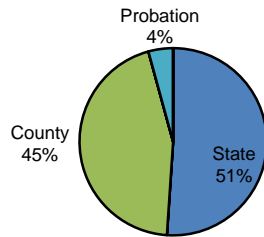
Type of Sentence Imposed During 2007 by Sentencing Guideline Level [Mc Kean: N=602]

Level 5 - Type of Sentence Imposed [n=8]



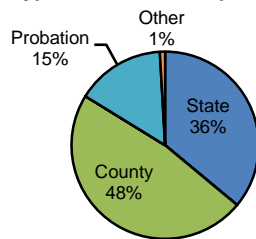
	<u>Number</u>	<u>Percent</u>
State	7	87.5%
SIP	0	0.0%
County	1	12.5%
CIP	0	0.0%
Probation	0	0.0%
Other	0	0.0%
Total	8	100.0%

Level 4 - Type of Sentence Imposed [n=47]



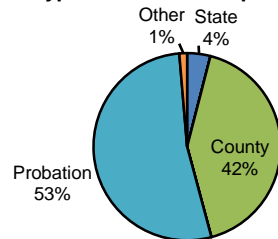
	<u>Number</u>	<u>Percent</u>
State	24	51.1%
SIP	0	0.0%
County	21	44.7%
CIP	0	0.0%
Probation	2	4.3%
Other	0	0.0%
Total	47	100.0%

Level 3 - Type of Sentence Imposed [n=111]



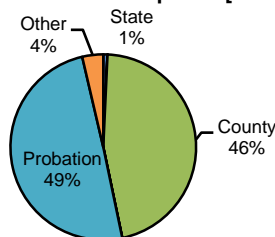
	<u>Number</u>	<u>Percent</u>
State	40	36.0%
SIP	0	0.0%
County	53	47.7%
CIP	0	0.0%
Probation	17	15.3%
Other	1	0.9%
Total	111	100.0%

Level 2 - Type of Sentence Imposed [n=299]



	<u>Number</u>	<u>Percent</u>
State	12	4.0%
SIP	0	0.0%
County	125	41.8%
CIP	0	0.0%
Probation	158	52.8%
Other	4	1.3%
Total	299	100.0%

Level 1 - Type of Sentence Imposed [n=137]



	<u>Number</u>	<u>Percent</u>
State	1	0.7%
SIP	0	0.0%
County	63	46.0%
CIP	0	0.0%
Probation	68	49.6%
Other	5	3.6%
Total	137	100.0%

Note: These numbers reflect the offender's most serious offense for a criminal incident.